

BAJAJ FINSERV LIQUID FUND

(An open ended Liquid Scheme with relatively low interest rate risk and moderate credit risk)

April 2024



POTENTIAL RISK CLASS

Potential Risk Class (PRC) (Maximum risk the scheme can take)

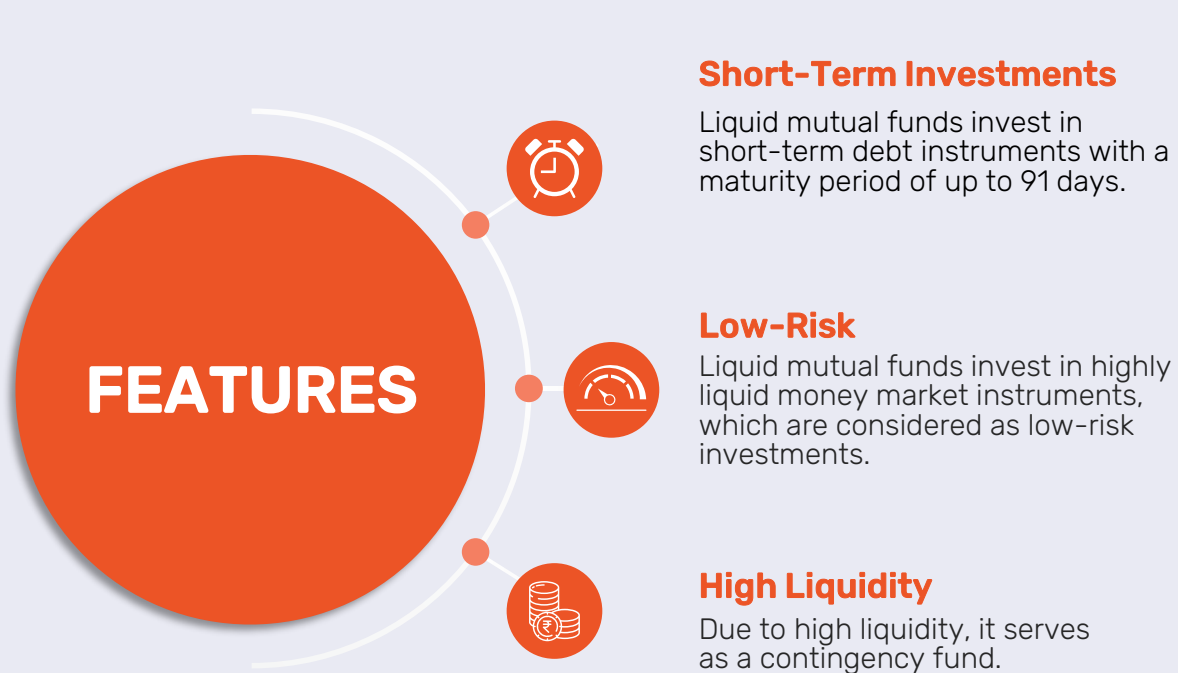
Credit Risk		Relatively Low (Class A)	Moderate (Class B)	Relatively High (Class C)
Interest Rate Risk				
Relatively Low (Class I)			B-I	
Moderate (Class II)				
Relatively High (Class III)				

B-I – A Scheme with Relatively Low Interest Rate Risk and Moderate Credit Risk

SHORT-TERM INVESTOR'S ISSUES WITH TRADITIONAL PRODUCTS



HOW LIQUID FUNDS CAN BE AN EFFECTIVE SOLUTION



Relatively Better Returns vis-à-vis Traditional Product

Liquid mutual funds tend to offer better investment experience than traditional products.

Relative Stability Of Investment

Liquid mutual funds invest in predominantly highly rated money market instruments with up to 91 days residual maturities.

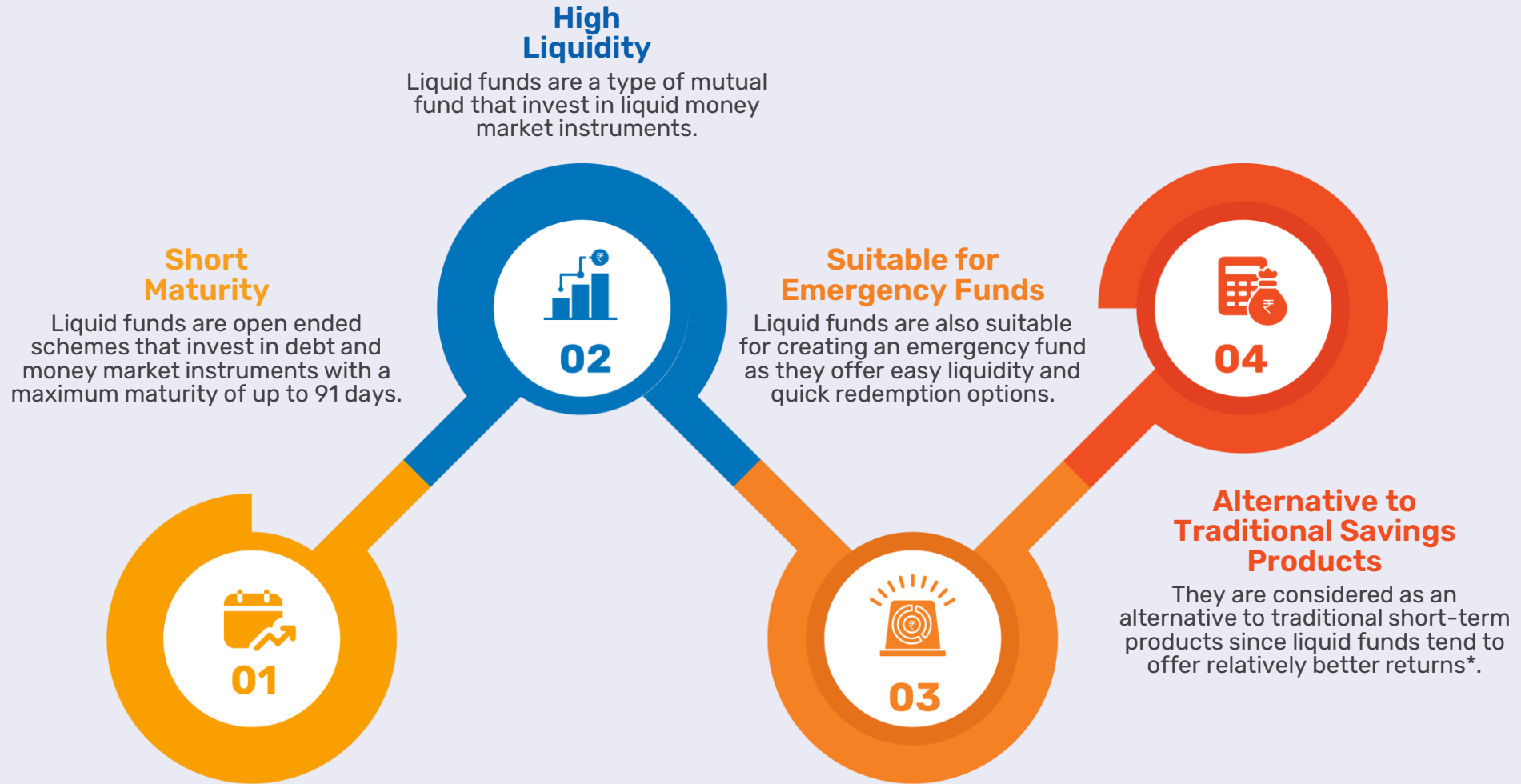
Cash Management

Insta Redemption facility up to Rs. 50,000[@]. Investors can also redeem their units at any time with T+1 settlement timeline and plan their liabilities.



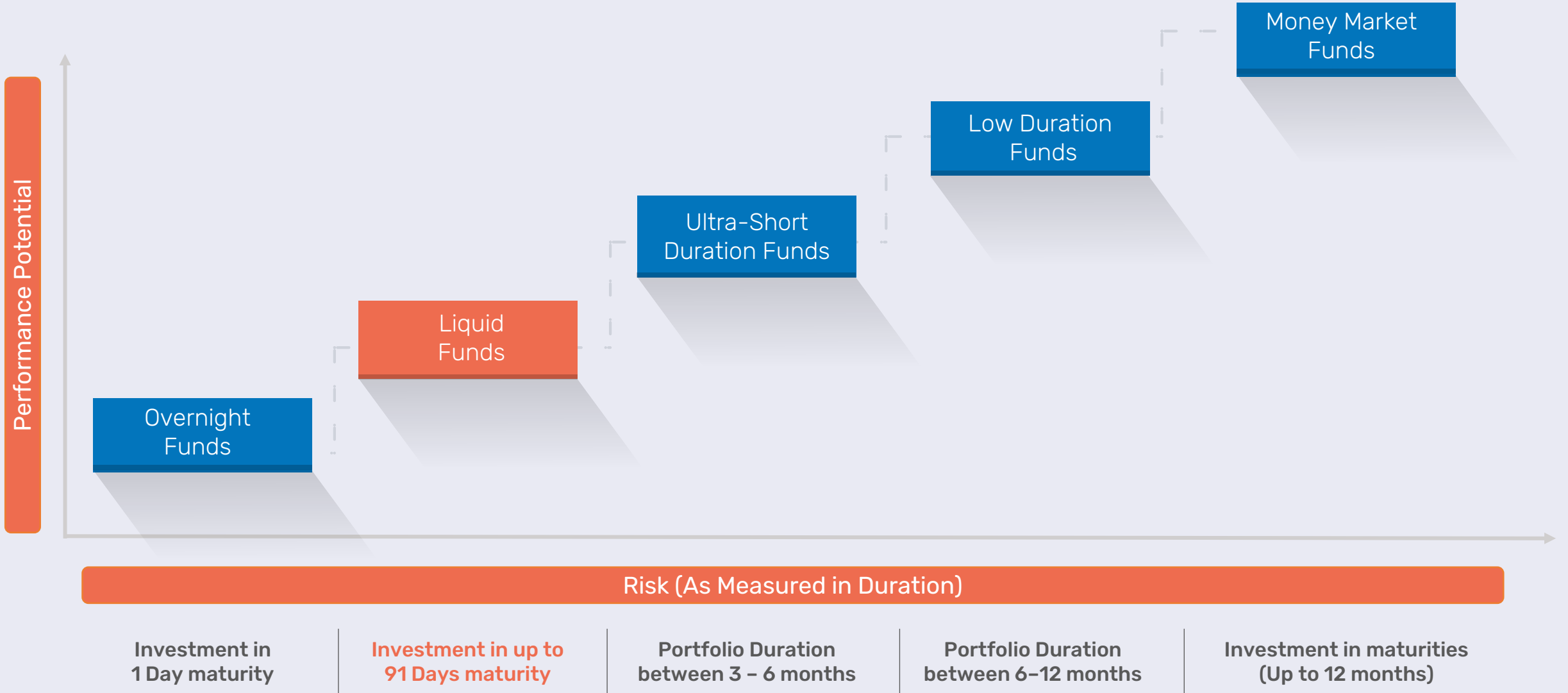
[@]: per day per scheme.

WHAT ARE LIQUID FUNDS



*Returns from liquid funds vary depending on underlying money market conditions. The returns on the traditional banking products usually are stable over the long period of time.

FUND POSITIONING



BAJAJ FINSERV AMC FIXED INCOME TEAM



Nimesh Chandan
Chief Investment Officer

- He is an Investment professional with 22 years of experience in investing in the Indian capital markets.
- Previously as Head Investments (Canara Robeco AMC), he was responsible for all Equity Business wherein he oversaw Equity assets of Rs. 400 Bn and advised Robeco funds on their India exposure of Rs. 350 Bn.



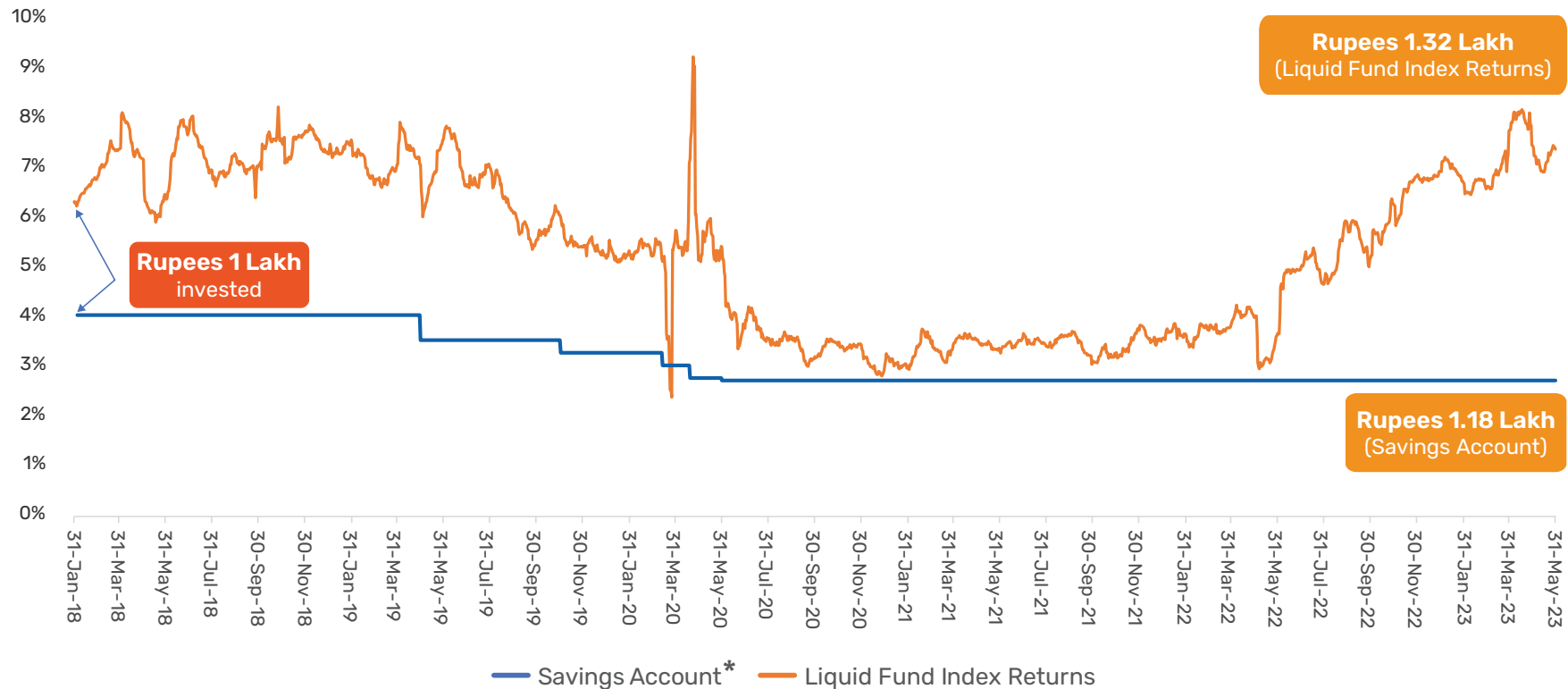
Siddharth Chaudhary
Senior Fund Manager- Fixed Income

- Siddharth Chaudhary has 16 years of experience in Fixed Income Markets of which 12 years were in MF industry and 4 years in Bank Treasury.
- In his previous role, Siddharth was Head of Fixed Income, Institutional Business at Sundaram AMC, where he was responsible for managing the debt schemes.

RISK MANAGEMENT FRAMEWORK (RMF) OF BAJAJ FINSERV MUTUAL FUND

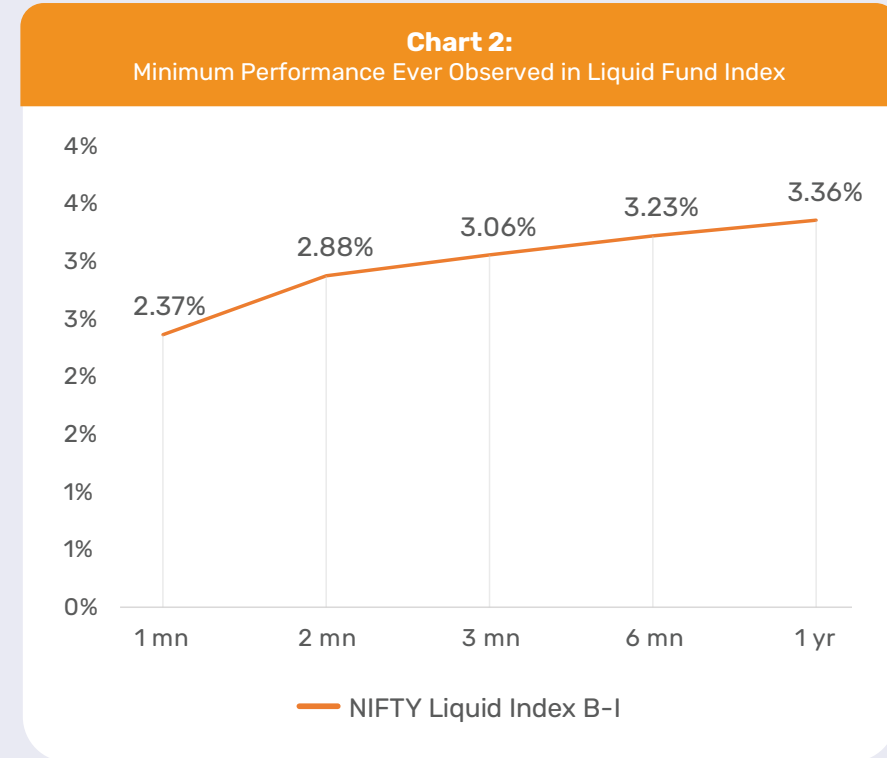
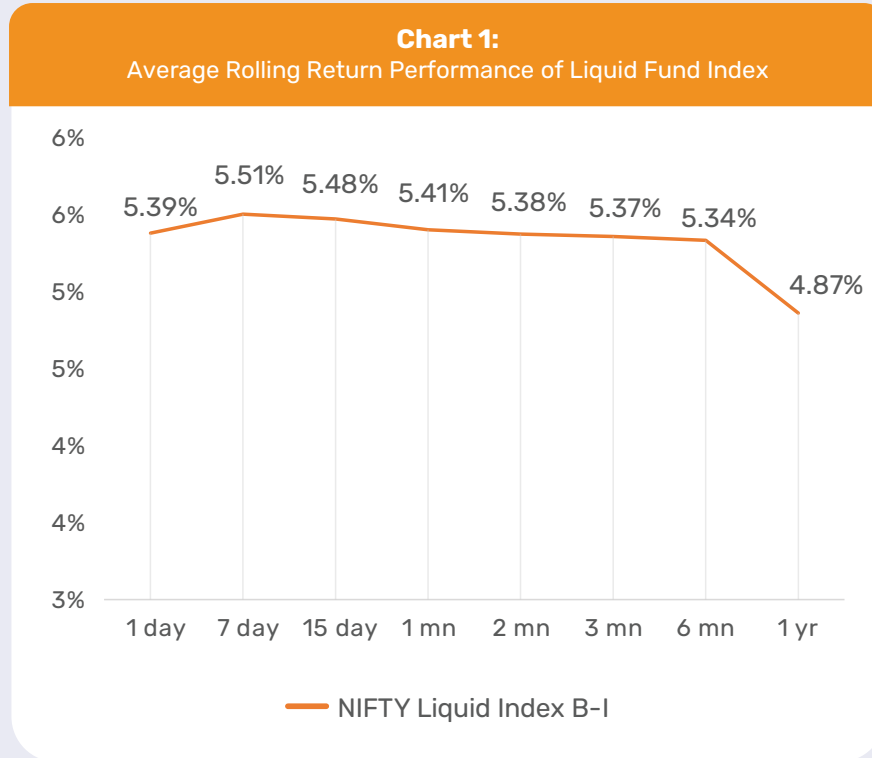


IS YOUR SAVINGS ACCOUNT COSTING YOU?



Source: *Leading PSU Bank savings account interest rates. Liquid fund performance is One Month annualised rolling performance of NIFTY Liquid Index B-I. The amount calculation assumes that there is Rs 1 lakh invested in the respective asset classes and that the said investment is allowed to accrue over the given period of time. Past performance may or may not be sustained in future.

PERFORMANCE & RISK PROFILE OF LIQUID FUNDS IN MONEY MARKET SPACE



Liquid Funds Index average fund performance of approximately 5.39% even on 1 day investment horizon.

Liquid Funds Index provided minimum return of 2.37% (per annum for 1 month investment horizon).

Liquid Fund Index performance shows relative consistency in the time frame for horizons between 7 day to 3 months.

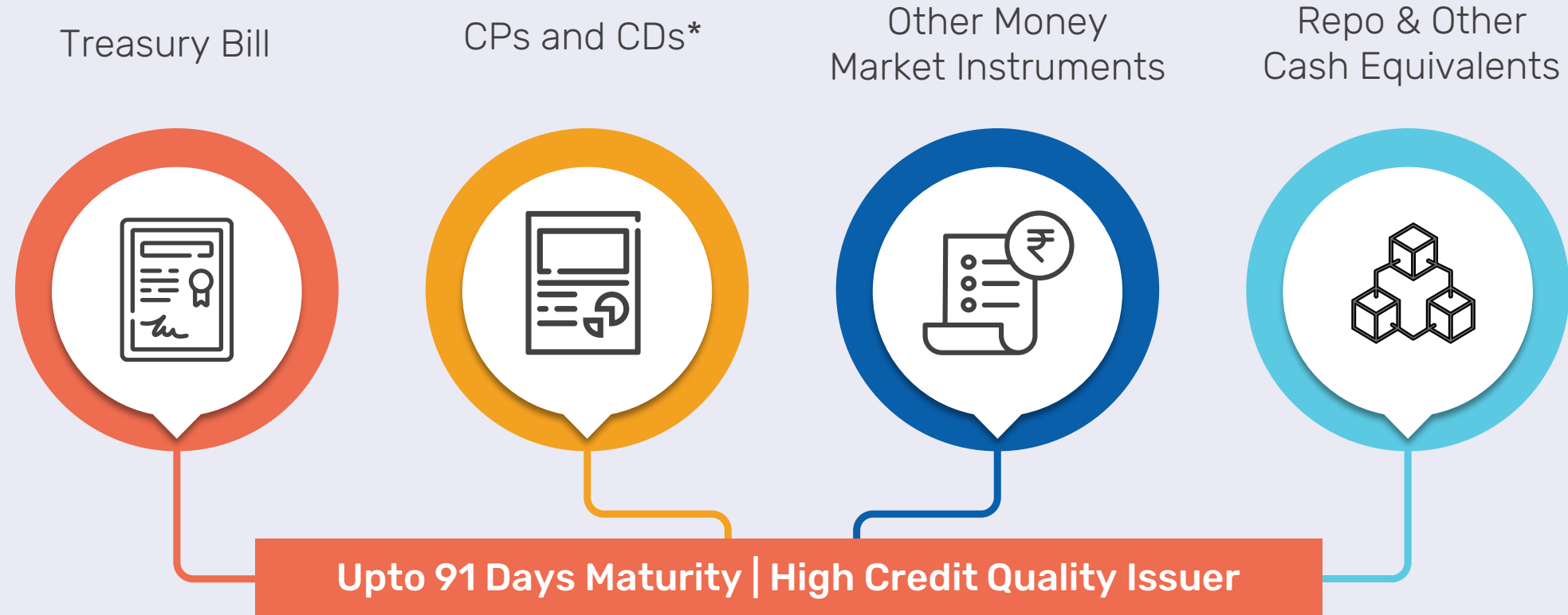
Data Source: AMFI. Data is rolling return for respective periods from Jan 2018 till May 2023. The positive performances are simple annualised and negative performances are compounded annualised. Past performance may not sustain in future. Mutual Fund investments are subject to market risks, read all scheme related documents carefully. Past performance may or may not be sustained in future.



* Banks, Insurance Companies, Financial Institutions, Multinational Corporations, Large, Mid and Small, Corporates including SMEs .

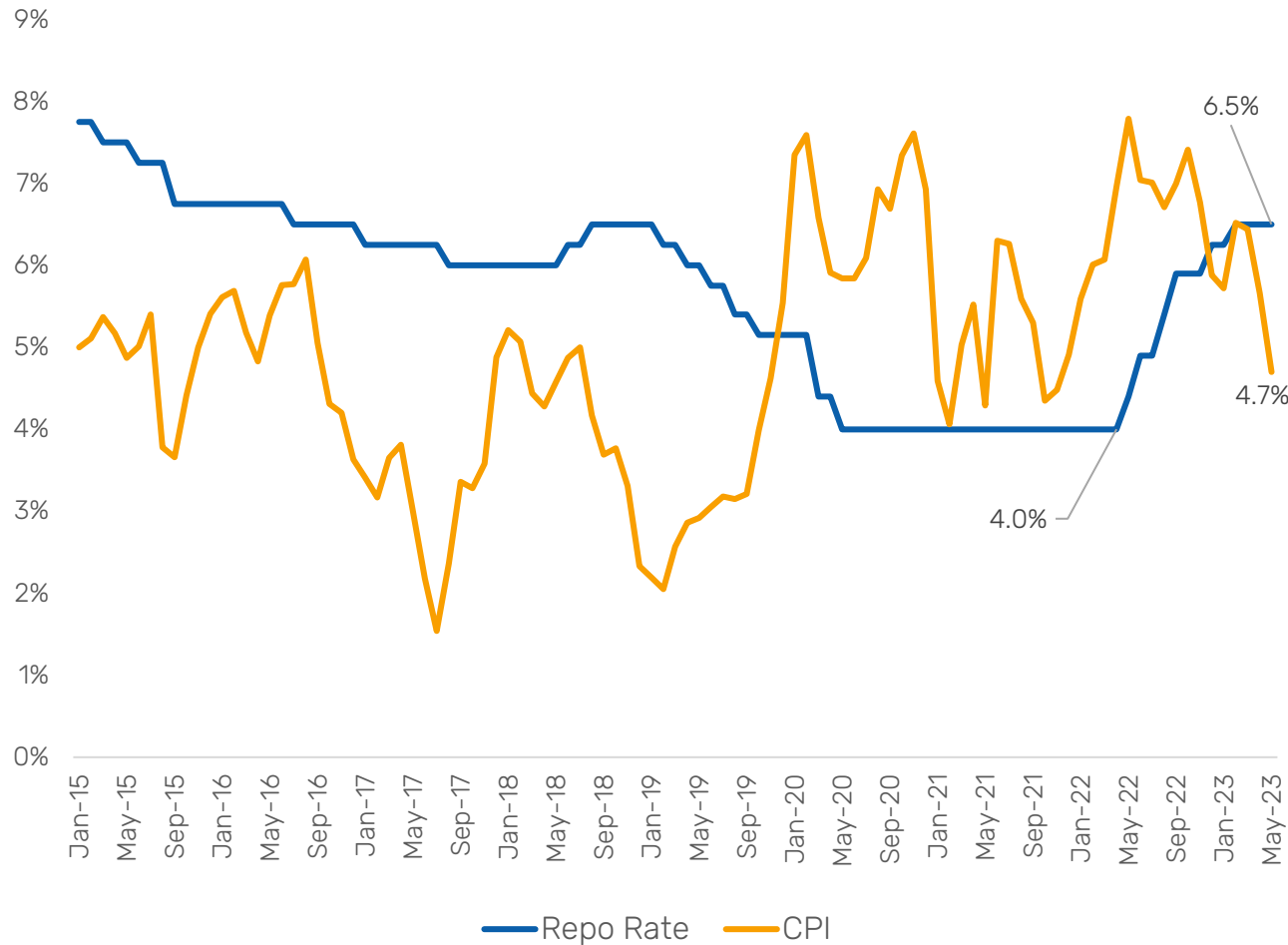
^ Provident Funds, Charitable Trusts, etc.

WHERE WILL THE SCHEME INVEST?



* Commercial Paper and Certificate of Deposit. The above is only suggestive of where the major allocation of fund may be invested. For detailed list of instruments where the fund can invest, please refer to the SID section - "Where will the Scheme invest?"

DEBT MARKET OUTLOOK



Data Source: RBI, as on 31st May 2023.

In May, the Indian debt market experienced positive developments, with yields softening across the curve. The better-than-expected Consumer Price Index (CPI) numbers and large purchases of Indian bonds by foreign funds supported the market. However, experts suggest that **unless** there is a significant weakening of economic data in India, **further bond rallies are unlikely in the near future.**

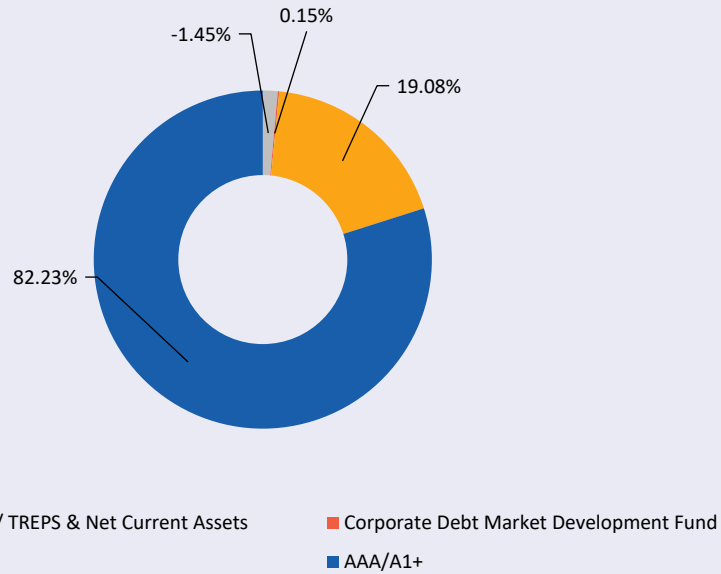
Furthermore, the banking system in India is expected to receive a short-term liquidity boost from the withdrawal of Rs. 2,000 denomination notes. This, along with the anticipation of the Reserve Bank of India's decision to maintain the policy repo rate due to easing inflation, **suggests that rates are likely to remain steady.** The surplus liquidity in the banking system has led to a decline in overnight rates, indicating improved liquidity conditions.

Looking ahead, **we anticipate that debt markets will remain stable, with a narrow range of movement** until there is more clarity on both local and global economic growth. The **shorter end of the yield curve is expected to remain well bid** due to improving liquidity conditions.

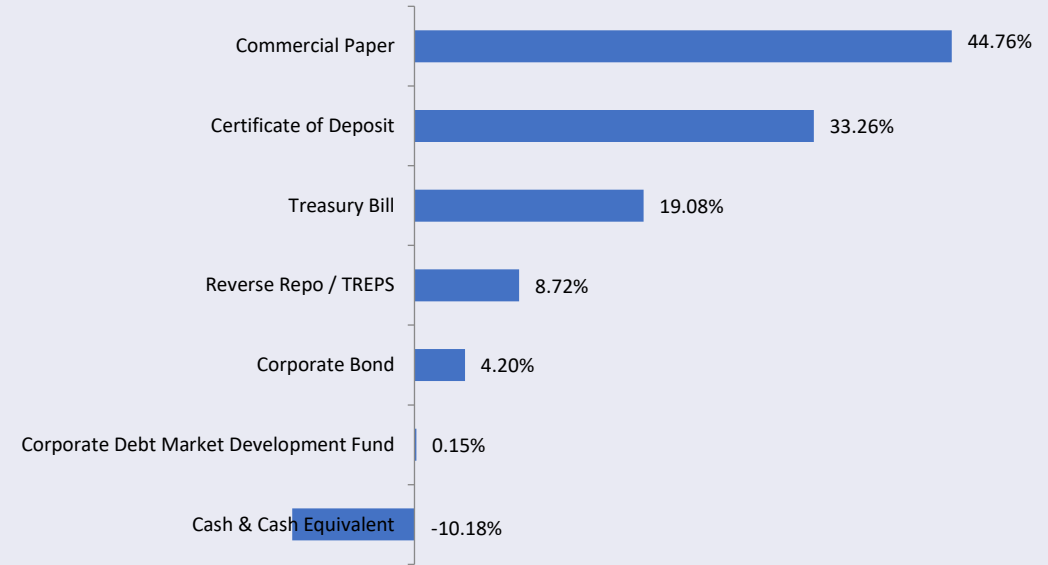
For investors with a shorter investment horizon of 1 to 12 months, **Liquid funds are suggested due to relatively attractive yields in the one month plus segment of the curve.**

BAJAJ FINSERV LIQUID FUND – Composition and Quants

Composition by Rating



Composition by Instrument Type



Scheme Name	YTM	Average Maturity	Macaulay Duration	Modified Duration
Bajaj Finserv Liquid Fund	7.53%	67 Days	66 Days	63 Days

Data as on 31st March 2024

ABOUT BAJAJ FINSERV LIQUID FUND

Scheme Name	Bajaj Finserv Liquid Fund (BFLF)
Scheme Category	Liquid Fund
Scheme Type	An open ended Liquid scheme with Relatively Low Interest Rate Risk and Moderate Credit Risk.
Scheme Riskometer	Low to Moderate
Scheme Potential Risk Class (PRC)	B-I - A Scheme with Relatively Low Interest Rate Risk and Moderate Credit Risk.
Benchmark	NIFTY Liquid Index A-I
Fund Manager	Mr. Siddharth Chaudhary and Mr. Nimesh Chandan
Investment Objective	To provide a level of income consistent with the objectives of preservation of capital, lower risk and high liquidity through investments made primarily in money market and debt securities with maturity of up to 91 days only. Disclaimer: There is no assurance that the investment objective of the Scheme will be achieved

LOADS

Entry load – not applicable

Exit load – as per table below:

Units redeemed/switched-out within "X" days from the date of allotment	Exit load as a % of redemption proceeds
Day 1 (Refer Note 1 below)	0.0070%
Day 2	0.0065%
Day 3	0.0060%
Day 4	0.0055%
Day 5	0.0050%
Day 6	0.0045%
Day 7 onwards	Nil

Note 1: For the purpose of levying exit load, if subscription (application & funds) is received within cut-off time on a day, Day 1 shall be considered to be the same day, else the day after the date of allotment of units shall be considered as Day 1.

The Scheme will not levy exit load in case the timelines for rebalancing portfolio as stated in SEBI Circular dated March 30, 2022 is not complied with.

PRODUCT LABEL AND RISKOMETER

This product is suitable for investors who are seeking*:

- Regular income over short term.
- Investment in money market and debt instruments, with maturity up to 91 days.

*Investors should consult their financial advisers if in doubt about whether the product is suitable for them.

SCHEME

RISKOMETER



Investors understand that their principal will be at low to moderate risk

BENCHMARK

RISKOMETER



NIFTY Liquid Index A-I

RISK FACTOR: DISCLAIMER

This document should not be construed as a research report or a recommendation to buy or sell any security. This document is for information purpose only and should not be construed as a promise on minimum returns or safeguard of capital. This document alone is not sufficient and should not be used for the development or implementation of an investment strategy. The recipient should note and understand that the information provided above may not contain all the material aspects relevant for making an investment decision. Investors are advised to consult their own investment advisor before making any investment decision in light of their risk appetite, investment goals and horizon. This information is subject to change without any prior notice.

Bajaj Finserv Liquid Fund - An open ended Liquid scheme with Relatively Low Interest Rate Risk and Moderate Credit Risk.

Mutual Fund investments are subject to market risks, read all scheme related documents carefully.

**THANK
YOU**