

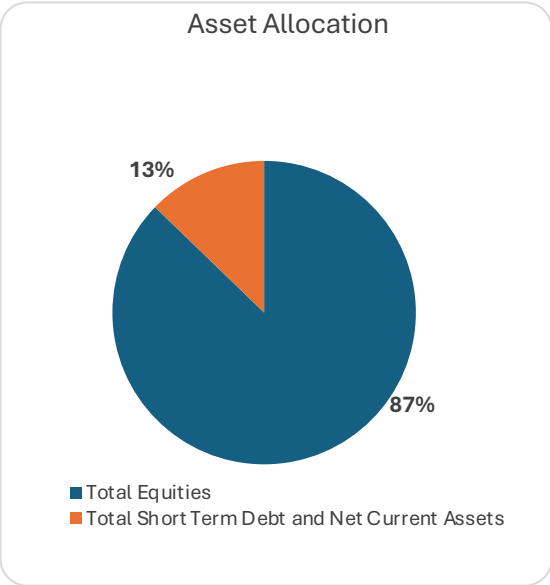
# BAJAJ FINSERV SMALL CAP FUND - PORTFOLIO

JULY 2025



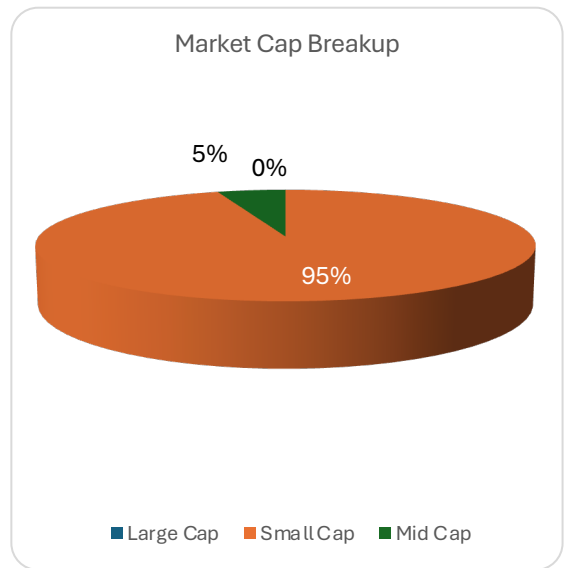
Stock	Market Value as % of Net Asset (Eq)	Mkt Cap	Industry
Bayer Cropscience Limited	2.59%	Small Cap	Fertilizers & Agrochemicals
Timken India Limited	2.54%	Small Cap	Industrial Products
Devyani International Limited	2.50%	Small Cap	Leisure Services
Ujivan Small Finance Bank Limited	1.98%	Small Cap	Banks
Whirlpool of India Limited	1.89%	Small Cap	Consumer Durables
Sobha Limited	1.88%	Small Cap	Realty
Welspun Corp Limited	1.80%	Small Cap	Industrial Products
Affle 3i Limited	1.76%	Small Cap	IT - Services
Dr. Lal Path Labs Limited	1.58%	Small Cap	Healthcare Services
Schneider Electric Infrastructure Limited	1.52%	Small Cap	Electrical Equipment
City Union Bank Limited	1.51%	Small Cap	Banks
Kajaria Ceramics Limited	1.51%	Small Cap	Consumer Durables
Amber Enterprises India Limited	1.47%	Small Cap	Consumer Durables
Radico Khaitan Limited	1.45%	Mid Cap	Beverages
Aditya Birla Sun Life AMC Limited	1.43%	Small Cap	Capital Markets
Aptus Value Housing Finance India Limited	1.41%	Small Cap	Finance
Medi Assist Healthcare Services Limited	1.38%	Small Cap	Insurance
CreditAccess Grameen Limited	1.37%	Small Cap	Finance
PNB Housing Finance Limited	1.37%	Small Cap	Finance
CESC Limited	1.34%	Small Cap	Power
HEG Limited	1.34%	Small Cap	Industrial Products
Kirloskar Oil Engines Limited	1.32%	Small Cap	Industrial Products
Allied Blenders And Distillers Limited	1.28%	Small Cap	Beverages
Time Technoplast Limited	1.27%	Small Cap	Industrial Products
Schaeffler India Limited	1.26%	Mid Cap	Auto Components
Greenpanel Industries Limited	1.26%	Small Cap	Consumer Durables
Karur Vysya Bank Limited	1.26%	Small Cap	Banks
Ahluwalia Contracts (India) Limited	1.19%	Small Cap	Construction
Neuland Laboratories Limited	1.18%	Small Cap	Pharmaceuticals & Biotechnology
Yes Bank Limited	1.16%	Mid Cap	Banks
Atul Limited	1.10%	Small Cap	Chemicals & Petrochemicals
Nesco Limited	1.06%	Small Cap	Commercial Services & Supplies
Tega Industries Limited	1.05%	Small Cap	Industrial Manufacturing
The Ramco Cements Limited	1.04%	Small Cap	Cement & Cement Products
Mrs. Bectors Food Specialities Limited	1.01%	Small Cap	Food Products
Zydus Wellness Limited	1.00%	Small Cap	Food Products
JK Lakshmi Cement Limited	1.00%	Small Cap	Cement & Cement Products
Brigade Enterprises Limited	0.99%	Small Cap	Realty
Niva Bupa Health Insurance Company Limited	0.99%	Small Cap	Insurance
Navin Fluorine International Limited	0.99%	Small Cap	Chemicals & Petrochemicals
TD Power Systems Limited	0.99%	Small Cap	Electrical Equipment
S.J.S. Enterprises Limited	0.98%	Small Cap	Auto Components
Century Plyboards (India) Limited	0.96%	Small Cap	Consumer Durables
ICRA Limited	0.95%	Small Cap	Capital Markets
IIFL Finance Limited	0.94%	Small Cap	Finance
CSB Bank Limited	0.93%	Small Cap	Banks
Gokaldas Exports Limited	0.93%	Small Cap	Textiles & Apparels
ZF Commercial Vehicle Control Systems India Limited	0.93%	Small Cap	Auto Components
Aditya Birla Real Estate Limited	0.92%	Small Cap	Paper, Forest & Jute Products
MedPlus Health Services Limited	0.92%	Small Cap	Retailing
VIP Industries Limited	0.92%	Small Cap	Consumer Durables
Wockhardt Limited	0.92%	Small Cap	Pharmaceuticals & Biotechnology
Piramal Enterprises Limited	0.91%	Small Cap	Finance
DCB Bank Limited	0.90%	Small Cap	Banks
V-Mart Retail Limited	0.86%	Small Cap	Retailing
RHI Magnesita India Limited	0.76%	Small Cap	Industrial Products
Prudent Corporate Advisory Services Limited	0.68%	Small Cap	Capital Markets
VA Tech Wabag Limited	0.68%	Small Cap	Other Utilities
Angel One Limited	0.64%	Small Cap	Capital Markets
Metro Brands Limited	0.62%	Mid Cap	Consumer Durables
Grindwell Norton Limited	0.60%	Small Cap	Industrial Products
Jyoti CNC Automation Ltd	0.60%	Small Cap	Industrial Manufacturing
Garware Technical Fibres Limited	0.59%	Small Cap	Textiles & Apparels
Computer Age Management Services Limited	0.55%	Small Cap	Capital Markets
Cera Sanitaryware Limited	0.54%	Small Cap	Consumer Durables
La Opala RG Limited	0.53%	Small Cap	Consumer Durables
Ganesha Ecosphere Limited	0.52%	Small Cap	Textiles & Apparels
eClerx Services Limited	0.50%	Small Cap	Commercial Services & Supplies
Elecon Engineering Company Limited	0.48%	Small Cap	Electrical Equipment
Safari Industries (India) Limited	0.47%	Small Cap	Consumer Durables
Jubilant Pharmova Limited	0.47%	Small Cap	Pharmaceuticals & Biotechnology
Brainbees Solutions Ltd	0.46%	Small Cap	Retailing
Vinati Organics Limited	0.46%	Small Cap	Chemicals & Petrochemicals
Alembic Pharmaceuticals Limited	0.45%	Small Cap	Pharmaceuticals & Biotechnology
Concord Biotech Limited	0.45%	Small Cap	Pharmaceuticals & Biotechnology
R R Kabel Limited	0.45%	Small Cap	Industrial Products
TVS Holdings Limited	0.45%	Small Cap	Finance
Voltamp Transformers Limited	0.44%	Small Cap	Electrical Equipment
Neogen Chemicals Limited	0.42%	Small Cap	Chemicals & Petrochemicals
Godawari Power and Ispat Ltd	0.40%	Small Cap	Industrial Products
Samhi Hotels Limited	0.38%	Small Cap	Leisure Services
Tips Music Limited	0.37%	Small Cap	Entertainment
KSB Limited	0.34%	Small Cap	Industrial Products
Westlife Foodworld Limited	0.34%	Small Cap	Leisure Services
Emami Limited	0.33%	Small Cap	Personal Products
Orient Electric Limited	0.32%	Small Cap	Consumer Durables
Sanofi Consumer Healthcare India Limited	0.30%	Small Cap	Pharmaceuticals & Biotechnology
Krsnaa Diagnostics Limited	0.25%	Small Cap	Healthcare Services
Krishna Institute Of Medical Sciences Limited	0.22%	Small Cap	Healthcare Services
Sundram Fasteners Limited	0.18%	Small Cap	Auto Components
Total Equities	87.23%		
Total Short Term Debt and Net Current Assets	12.77%		
Grand Total	100%		

Asset Allocation	% of NAV
Total Equities	87.23%
Total Short Term Debt and Net Current Assets	12.77%

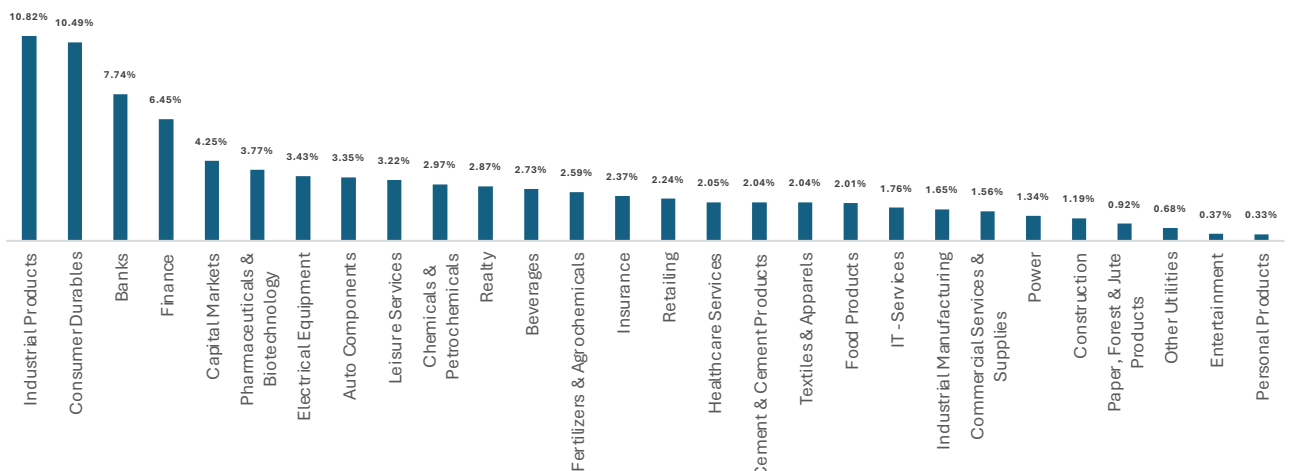


Industry	% of NAV
Industrial Products	10.82%
Consumer Durables	10.49%
Banks	7.74%
Finance	6.45%
Capital Markets	4.25%
Pharmaceuticals & Biotechnology	3.77%
Electrical Equipment	3.43%
Auto Components	3.35%
Leisure Services	3.22%
Chemicals & Petrochemicals	2.97%
Realty	2.87%
Beverages	2.73%
Fertilizers & Agrochemicals	2.59%
Insurance	2.37%
Retailing	2.24%
Healthcare Services	2.05%
Cement & Cement Products	2.04%
Textiles & Apparels	2.04%
Food Products	2.01%
IT - Services	1.76%
Industrial Manufacturing	1.65%
Commercial Services & Supplies	1.56%
Power	1.34%
Construction	1.19%
Paper, Forest & Jute Products	0.92%
Other Utilities	0.68%
Entertainment	0.37%
Personal Products	0.33%

Mkt Cap	% to NAV
Large Cap	0.00%
Small Cap	82.74%
Mid Cap	4.49%



### Industry allocation (% of NAV)



## BAJAJ FINSERV SMALL CAP FUND

An open ended equity scheme predominantly investing in small cap stocks

### Product label

This product is suitable for investors who are seeking\*:

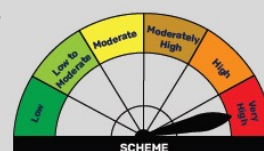
- wealth creation over long term
- to invest predominantly in equity and equity related instruments of small cap companies.

\*Investors should consult their financial advisers if in doubt about whether the product is suitable for them

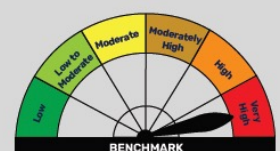
**Mutual Fund investments are subject to market risks, read all scheme related documents carefully.**

**BAJAJ FINSERV ASSET MANAGEMENT LIMITED**

### RISKOMETER



The risk of the scheme is very high



The risk of the benchmark i.e. BSE 250 SmallCap TRI is Very High