

BAJAJ FINSERV FLEXI CAP FUND

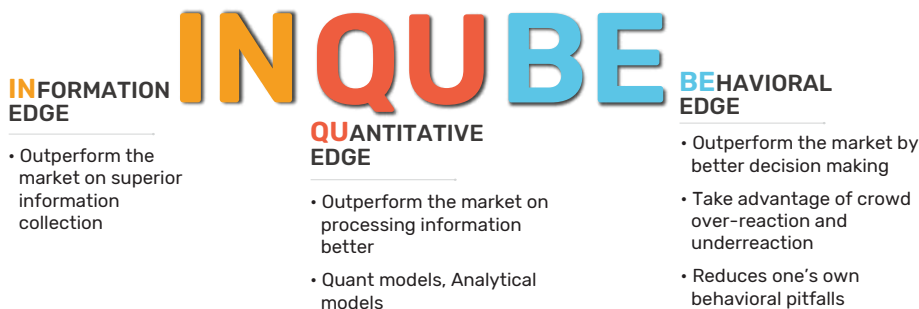
An open ended equity scheme investing across large cap, mid cap, small cap stocks

Data as on 31st July 2025

Portfolio Strategy

Bajaj Finserv Flexi Cap Fund is an open ended equity scheme which aims to generate long term capital appreciation by investing predominantly in equity and equity-linked instruments across different market capitalizations, including large-cap, mid-cap, and small-cap companies. The strategy is to create a diversified portfolio of such companies who have the business model that are likely to benefit from the structural changes in the society called megatrends. A Megatrend is a powerful long-term change that affects economies, businesses, and companies. It comes about on account of transformational shifts happening due to changes occurring on account of technology, regulation or society. The fund manager will seek to invest in companies operating in sectors having large & expanding opportunity with strong growth potential. Investors who are looking for long term wealth creation and want to invest in equity and equity related instruments may invest in the scheme.

Our Investment Philosophy













Source of Megatrends

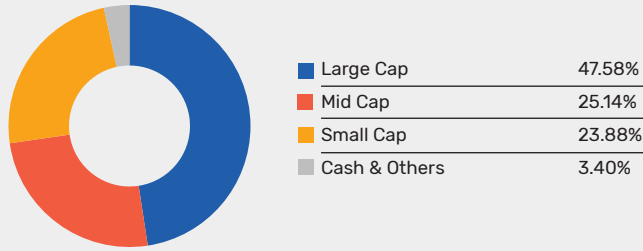


TECHNOLOGICAL	REGULATORY	ECONOMIC	NATURE	DEMOGRAPHIC	SOCIAL
Digitization & Tech Transformation	Resurgence of Indian Manufacturing	Financialization	Green Consciousness and Sustainability Focus	Demographic Dividend	Health and Wellness Focus
		Infrastructure Boom			Infrastructure Boom
		Consumerism & Urbanization			Consumerism & Urbanization

Fund Features

-  Category: Flexi Cap Fund
-  Inception Date: 14th August 2023
-  Fund Manager: Mr. Nimesh Chandan and Mr. Sorbh Gupta (Equity portion)
Mr. Siddharth Chaudhary (Debt portion)
-  Benchmark: BSE 500 TRI
-  Minimum Investment Amount: Rs. 500/- and in multiples of Re. 1/- thereafter
-  SIP Frequency: Daily, Weekly, Fortnightly, Monthly, Quarterly
-  Total Expense Ratio: Regular- 1.81%
Direct- 0.48%
-  *AUM (IN CR): Month end AUM - INR 5,247.50
*The closing AUM as reported to SEBI & AMFI in the Monthly Cumulative Report (MCR)
-  Entry load: Nil
-  Exit load: Refer page 2

Market Cap Allocation



Equity Holding

Name (Top 10 Holdings)	(% to NAV)
HDFC Bank Limited	7.04%
State Bank of India	3.20%
Reliance Industries Limited	2.66%
Divi's Laboratories Limited	2.60%
Britannia Industries Limited	2.46%
Aditya Birla Capital Limited	2.45%
Infosys Limited	2.45%
ICICI Bank Limited	2.41%
GE Vernova T&D India Limited	2.34%
Jio Financial Services Limited	2.24%
Other Equities	66.75%
Total Equities	96.60%

Exit Load

If units are redeemed / switched out within 6 months from the date of allotment:

► If upto 10% of units allotted are redeemed/switched out – Nil

► Any redemption / switch-out of units in excess of 10% of units allotted - 1% of applicable NAV.

If units are redeemed/switched out after 6 months from the date of allotment, no exit load is payable

Ratios

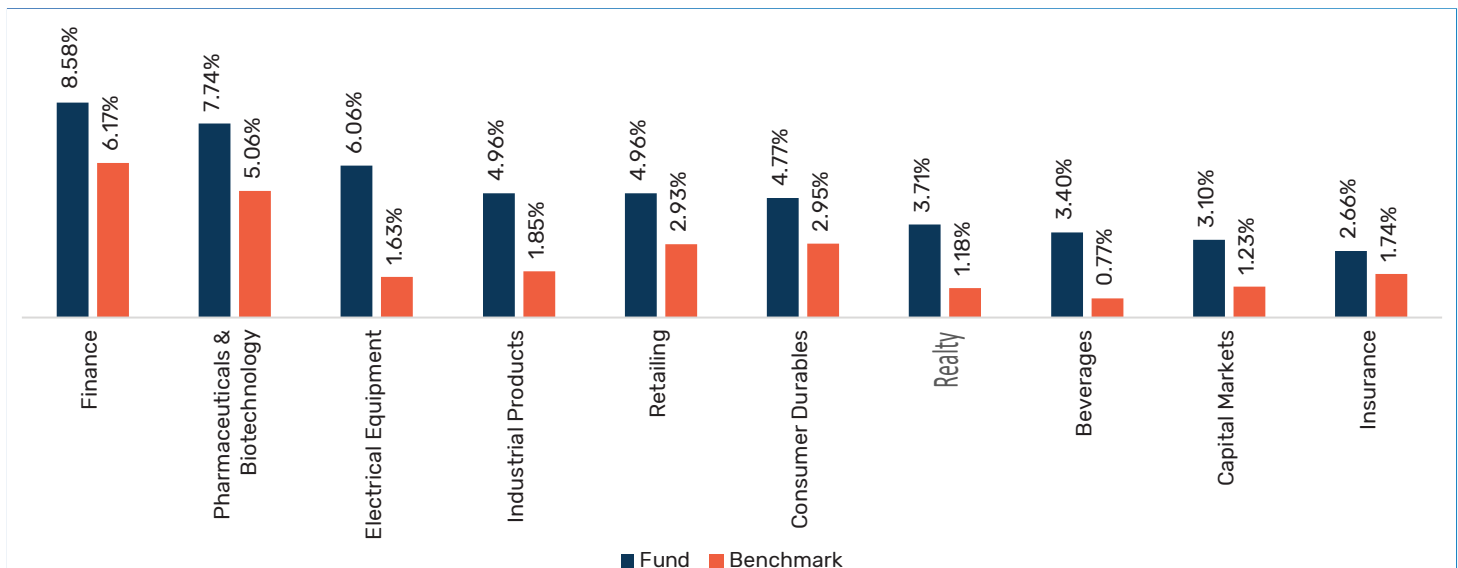
Beta	0.84
Sharpe*	1.26
Standard Deviation	12.57%
Jensen's Alpha*	5.54%
Information Ratio	0.76

*Risk Free Rate of Return (FBIL Overnight MIBOR) 5.54% as on 31st July 2025.

Stocks

New Entries	Total Exits
Godrej Consumer Products Limited	Godrej Agrovet Limited
The Ramco Cements Limited	Star Cement Limited
	SRF Limited

Sector weightage



*Benchmark: BSE 500 TRI

Bajaj Finserv Flexi Cap Fund

Value of Investment of Rs.10,000

Period	Fund Returns (%)	Benchmark Returns (%)	Additional Benchmark Returns (%)	Fund (Rs)	Benchmark (Rs)	Additional Benchmark (Rs)
Bajaj Finserv Flexi Cap Fund - Regular - Growth						
Last 1 Year	3.65%	-2.08%	0.54%	10,365	9,792	10,054
Since Inception	21.26%	17.71%	14.47%	14,603	13,776	13,041

Bajaj Finserv Flexi Cap Fund - Direct - Growth						
Last 1 Year	5.08%	-2.08%	0.54%	10,508	9,792	10,054
Since Inception	23.01%	17.71%	14.47%	15,021	13,776	13,041

Past performance may or may not be sustained in future. Different Plans i.e. Regular Plan and Direct Plan under the scheme have different expense structure. **Benchmark:** BSE 500 TRI **Additional Benchmark:** Nifty 50 TRI. Inception Date: 14th August 2023

Period for which scheme's performance has been provided is computed basis last day of the previous month preceding the date of this material. Returns greater than 1 year are compounded annualized. Face Value per unit: Rs. 10. The Fund managers of the scheme: Mr. Nimesh Chandan (Equity Portion), Mr. Sorbh Gupta (Equity Portion), Mr. Siddharth Choudhary (Debt Portion). For the performance of other schemes managed by Fund Managers which has completed 1 year or more than 1 year since inception, refer to table below.

Mr. Nimesh Chandan also manages equity portion of Bajaj Finserv Large Cap Fund, Bajaj Finserv Healthcare Fund, Bajaj Finserv ELSS Tax Saver Fund, Bajaj Finserv Multi Cap Fund.

He also manages Bajaj Finserv Gilt Fund, Bajaj Finserv Small Cap Fund.

Mr. Siddharth Choudhary manages Bajaj Finserv Gilt Fund. He manages debt portion of Bajaj Finserv Large Cap Fund, Bajaj Finserv Healthcare Fund, Bajaj Finserv Consumption Fund, Bajaj Finserv ELSS Tax Saver Fund, Bajaj Finserv Multi Cap Fund, Bajaj Finserv Small Cap Fund.

Mr. Sorbh Gupta manages equity portion of Bajaj Finserv Large Cap Fund, Bajaj Finserv Healthcare Fund, Bajaj Finserv Consumption Fund, Bajaj Finserv ELSS Tax Saver Fund, Bajaj Finserv Multi Cap Fund, Bajaj Finserv Small Cap Fund. However, since these funds have not completed 1 year, the performance are not disclosed.

Other Schemes Managed by Fund Manager

Name of Fund Manager: Mr. Nimesh Chandan, Mr. Sorbh Gupta and Mr. Siddharth Choudhary

Fund Name	1 Year			3 Year			5 Year		
	Regular	Direct	Benchmark	Regular	Direct	Benchmark	Regular	Direct	Benchmark
Bajaj Finserv Banking and PSU Fund ^{ss}	8.89%	9.49%	8.33%	NA	NA	NA	NA	NA	NA
Bajaj Finserv Money Market Fund [*]	7.58%	8.23%	7.58%	NA	NA	NA	NA	NA	NA
Bajaj Finserv Liquid Fund ^{**}	6.95%	7.14%	7.05%	NA	NA	NA	NA	NA	NA
Bajaj Finserv Large and Mid Cap Fund ^{^^}	-0.28%	1.17%	-1.40%	NA	NA	NA	NA	NA	NA
Bajaj Finserv Overnight Fund ^{**}	6.26%	6.31%	6.30%	NA	NA	NA	NA	NA	NA
Bajaj Finserv Balanced Advantage Fund [^]	-0.25%	1.28%	4.68%	NA	NA	NA	NA	NA	NA
Bajaj Finserv Multi Asset Allocation Fund ^{^^^}	1.08%	2.64%	6.44%	NA	NA	NA	NA	NA	NA
Bajaj Finserv Arbitrage Fund [@]	6.34%	7.07%	7.48%	NA	NA	NA	NA	NA	NA
Bajaj Finserv Nifty 1D Rate Liquid ETF - Growth ^{sss}	6.04%	NA	6.30%	NA	NA	NA	NA	NA	NA

Inception Dates: Bajaj Finserv Money Market Fund - 24th Jul 2023, Bajaj Finserv Liquid Fund - 5th Jul 2023, Bajaj Finserv Overnight Fund - 5th Jul 2023, Bajaj Finserv Arbitrage Fund - 15th Sep 2023, Bajaj Finserv Nifty 1D Rate Liquid ETF - Growth - 28th May 2024, Bajaj Finserv Banking and PSU Fund - 13th Nov 2023, Bajaj Finserv Balanced Advantage Fund - 15th Dec 2023, Bajaj Finserv Large and Mid Cap Fund - 27th Feb 2024 and Bajaj Finserv Multi Asset Allocation Fund - 3rd June 2024. Returns as on 31st July 2025

Disclaimer: Past performance may or may not be sustained in the future. Different plans have different expense structure. Period for which scheme's performance has been provided is computed basis last day of the previous month preceding the date of this material. Returns are compounded annualized.

Benchmark: [#]Nifty Money Market Index A-I, ^{##}Nifty Liquid Index A-I, ^{***}CRISIL Liquid Overnight Index, [@]Nifty 50 Arbitrage Index (TRI), ^{sss}Nifty 1D Rate Index, ^{ss}Nifty Banking & PSU Debt Index A-II, ^{^^}Nifty 50 Hybrid Composite debt 50:50 Index, ^{^^^}Nifty Large Midcap 250 TRI and ^{^^^}65% Nifty 50 TRI + 25% Nifty Short Duration Debt Index + 10% Domestic Prices of Gold

Bajaj Finserv Flexi Cap Fund

Bajaj Finserv Flexi Cap Fund - Regular Plan - Growth					BSE 500 TRI		Nifty 50 TRI	
Period	SIP Start Date	Total Amount Invested(Rs.)	Market Value (Rs.)	Scheme Returns (CAGR%)	Market Value (Rs.)	Scheme Returns (CAGR%)	Market Value (Rs.)	Scheme Returns (CAGR%)
1-Years SIP	01-Apr-2024	1,20,000	1,26,560	10.36	1,23,024	4.74	1,23,612	5.66
Inception SIP	14-Aug-2023	2,40,000	2,82,530	16.61	2,68,512	11.24	2,66,632	10.51

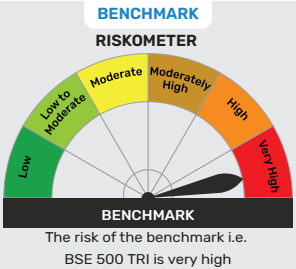
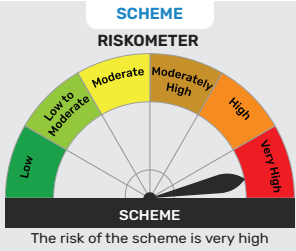
Data as on 31st July 2025. Past performance may or may not be sustained in future. The Fund offers flexible and convenient Systematic Investment Plan (SIP) facility. SIP calculations made on Rs. 10,000. SIP Performances is computed considering SIP Investment on 1st business day of every month. "Since Inception SIP" performance are computed considering 1st instalment on allotment date and thereafter on 1st business day of every subsequent month. The performance of the scheme is benchmarked to the Total Return variant of the Index.

PRODUCT LABEL

This product is suitable for investors who are seeking*:

- Wealth creation/capital appreciation over long term
- Investment in equity and equity related instruments across large cap, mid cap and small cap stocks

*Investors should consult their financial advisers if in doubt about whether the product is suitable for them



Disclaimer

This document should not be treated as endorsement of the views/opinions or as an investment advice. This document should not be construed as a research report or a recommendation to buy or sell any security. This document alone is not sufficient and should not be used for the development or implementation of an investment strategy. The recipient should note and understand that the information provided above may not contain all the material aspects relevant for making an investment decision. The decision of the Investment Manager may not always be profitable as such decisions are based on the prevailing market conditions and the understanding of the Investment Manager. Actual market movements may vary from the anticipated trends. Neither Bajaj Finserv Mutual Fund / Bajaj Finserv Mutual Fund Trustee Limited / Bajaj Finserv Asset Management Limited nor its Directors or employees shall be liable for any damages whether direct or indirect, incidental, punitive special or consequential including lost revenue or lost profits that may arise from or in connection with the use of the information. Investors are advised to consult their own investment advisor before making any investment decision in light of their risk appetite, investment goals and horizon. This information is subject to change without any prior notice.

MUTUAL FUND INVESTMENTS ARE SUBJECT TO MARKET RISKS, READ ALL SCHEME RELATED DOCUMENTS CAREFULLY.