

# BAJAJ FINSERV LARGE AND MID CAP FUND

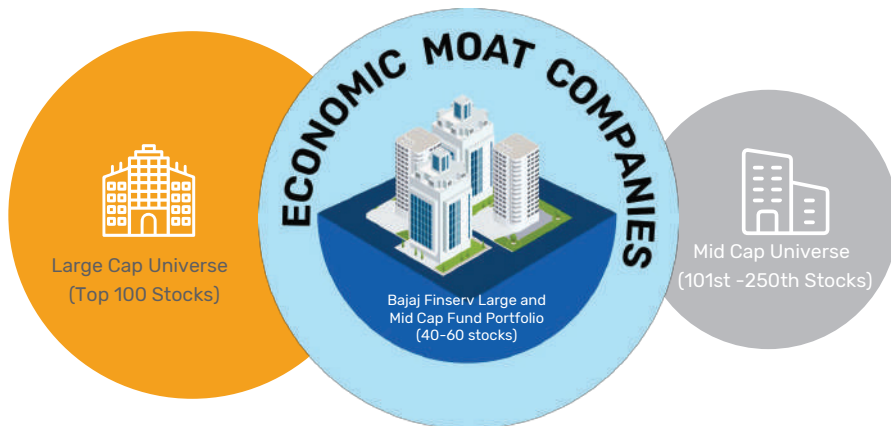
An open ended equity scheme investing in both large cap and mid cap stocks.

Data as on 31<sup>st</sup> July 2025

## Portfolio Strategy

The scheme aims to generate long-term capital appreciation/income by predominantly investing in equity and equity-related securities of large-cap and mid-cap companies. The fund manager seeks to invest in companies having a distinct competitive advantage over its peers. Like a castle surrounded by a moat for protection against attack, a moat in business refers to a company's competitive advantage that makes it difficult for competitors to challenge its position in the market. Hence in investment parlance, this strategy is also known as Moat Investing.

## How Moat Investing Works with Bajaj Finserv Large and Mid Cap Fund?



The count of stocks mentioned will be subject to market conditions and opportunities available.

## Sources of Economic Moats\*



Brand Strength



Cost Leadership



Network Effect



Intellectual Properties



Switching costs













Economies of Scale

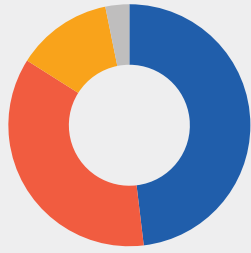


Unique Business Model

## Fund Features

-  **Category:**  
Large and Mid Cap Fund
-  **Inception Date:**  
27<sup>th</sup> February 2024
-  **Fund Manager:**  
Mr. Nimesh Chandan and Mr. Sorbh Gupta (Equity Portion)  
Mr. Siddharth Chaudhary (Debt Portion)
-  **Benchmark:**  
Nifty Large Midcap 250 TRI
-  **Minimum Investment Amount:**  
Rs. 500/- and in multiples of Re. 1/- thereafter
-  **SIP Frequency:**  
Daily, Weekly, Fortnightly, Monthly, Quarterly
-  **Total Expense Ratio:**  
Regular- 2.00%  
Direct- 0.59%
-  **\*AUM (IN CR):**  
Month end AUM - INR 2,099.22  
\*The closing AUM as reported to SEBI & AMFI in the Monthly Cumulative Report (MCR)
-  **Entry load:** NA
-  **Exit load:** Refer page 2

## Market Cap Allocation



Large Cap	48.10%
Mid Cap	35.87%
Small Cap	12.84%
Cash & Others	3.19%

## Exit Load

For each purchase of units through Lumpsum / switch-in / Systematic Investment Plan (SIP) and Systematic Transfer Plan (STP), exit load will be as follows:

if units are redeemed / switched out within 6 months from the date of allotment:

- ▶ if upto 10% of units allotted are redeemed/switched out - Nil
- ▶ any redemption / switch-out of units in excess of 10% of units allotted - 1% of applicable NAV.

if units are redeemed/switched out after 6 months from the date of allotment, no exit load is payable.

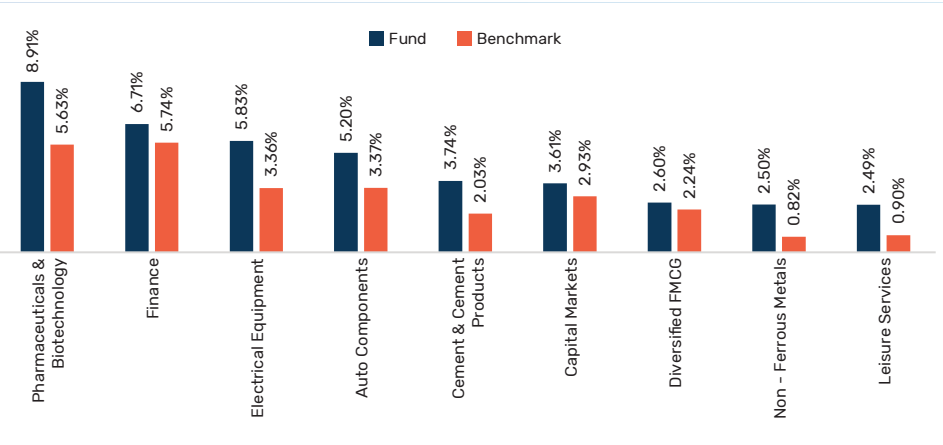
## Equity Holding

Name (Top 10 Holdings)	(% to NAV)
HDFC Bank Limited	5.04%
State Bank of India	3.11%
Infosys Limited	2.71%
ICICI Bank Limited	2.62%
Reliance Industries Limited	2.23%
Larsen & Toubro Limited	2.08%
UltraTech Cement Limited	2.08%
Mahindra & Mahindra Limited	2.01%
Hindustan Unilever Limited	1.89%
Jio Financial Services Limited	1.89%
<b>Other Equities</b>	<b>71.15%</b>
<b>Total Equities</b>	<b>96.81%</b>

## Stocks

New entries	Total exits
Apollo Hospitals Enterprise Limited	Akzo Nobel India Limited
Aptus Value Housing Finance India Limited	ICICI Prudential Life Insurance Company Limited
Biocon Limited	Cummins India Limited
Swiggy Limited	Mahindra & Mahindra Limited
BSE Limited	Limited
Dixon Technologies (India) Limited	Coforge Limited
Schaeffler India Limited	Vedanta Limited
Gabriel India Limited	Suzlon Energy Limited
Gokaldas Exports Limited	Eternal Limited
HDFC Asset Management Company Limited	
	Bharti Airtel Limited

## Sector weightage



## Ratios

Beta	0.75
Sharpe*	0.69
Standard Deviation	13.01%
Jensen's Alpha*	4.47%
Information Ratio	0.48

\*Risk Free Rate of Return (FBIL Overnight MIBOR) 5.54% as on 31<sup>st</sup> July 2025.

#Benchmark: Nifty Large Midcap 250 TRI

## Performance

### Bajaj Finserv Large and Mid Cap Fund

Value of Investment of Rs.10,000

Period	Fund Returns (%)	Benchmark Returns (%)	Additional Benchmark Returns (%)	Fund (Rs)	Benchmark (Rs)	Additional Benchmark (Rs)
<b>Bajaj Finserv Large and Mid Cap Fund - Regular - Growth</b>						
Last 1 Year	-0.28%	-1.40%	0.54%	9,972	9,860	10,054
Since Inception	14.33%	11.36%	9.44%	12,102	11,657	11,371
<b>Bajaj Finserv Large and Mid Cap Fund - Direct - Growth</b>						
Last 1 Year	1.17%	-1.40%	0.54%	10,117	9,860	10,054
Since Inception	16.05%	11.36%	9.44%	12,362	11,657	11,371

Returns as on 31st July, 2025

**Past performance may or may not be sustained in future.** Different Plans i.e. Regular Plan and Direct Plan under the scheme have different expense structure. **Benchmark:** Nifty Large Midcap 250 TRI **Additional Benchmark:** Nifty 50 TRI. Inception Date: 27th February 2024

Period for which scheme's performance has been provided is computed basis last day of the previous month preceding the date of this material. Returns greater than 1 year are compounded annualized. Face Value per unit: Rs. 10.

The Fund managers of the scheme: Mr. Nimesh Chandan (Equity Portion), Mr. Sorbh Gupta (Equity Portion), Mr. Siddharth Choudhary (Debt Portion). For the performance of other schemes managed by Fund Managers which has completed 1 year or more than 1 year since inception, refer to table below.

Mr. Nimesh Chandan also manages equity portion of Bajaj Finserv Large Cap Fund, Bajaj Finserv Healthcare Fund, Bajaj Finserv ELSS Tax Saver Fund, Bajaj Finserv Multi Cap Fund.

He also manages Bajaj Finserv Gilt Fund, Bajaj Finserv Small Cap Fund.

Mr. Siddharth Choudhary manages Bajaj Finserv Gilt Fund. He also manages debt portion of Bajaj Finserv Large Cap Fund, Bajaj Finserv Healthcare Fund, Bajaj Finserv Consumption Fund, Bajaj Finserv ELSS Tax Saver Fund, Bajaj Finserv Multi Cap Fund, Bajaj Finserv Small Cap Fund.

Mr. Sorbh Gupta manages equity portion of Bajaj Finserv Large Cap Fund, Bajaj Finserv Healthcare Fund, Bajaj Finserv ELSS Tax Saver Fund, Bajaj Finserv Multi Cap Fund, Bajaj Finserv Small Cap Fund.

However, since these funds have not completed 1 year, the performance are not disclosed.

	1 Year			3 Year			5 Year		
Fund Name	Regular	Direct	Benchmark	Regular	Direct	Benchmark	Regular	Direct	Benchmark
Bajaj Finserv Banking and PSU Fund <sup>ss</sup>	8.89%	9.49%	8.33%	NA	NA	NA	NA	NA	NA
Bajaj Finserv Flexi Cap Fund <sup>s</sup>	3.65%	5.08%	-2.08%	NA	NA	NA	NA	NA	NA
Bajaj Finserv Money Market Fund <sup>a</sup>	7.58%	8.23%	7.58%	NA	NA	NA	NA	NA	NA
Bajaj Finserv Liquid Fund <sup>**</sup>	6.95%	7.14%	7.05%	NA	NA	NA	NA	NA	NA
Bajaj Finserv Overnight Fund <sup>**</sup>	6.26%	6.31%	6.30%	NA	NA	NA	NA	NA	NA
Bajaj Finserv Balanced Advantage Fund <sup>^</sup>	-0.25%	1.28%	4.68%	NA	NA	NA	NA	NA	NA
Bajaj Finserv Multi Asset Allocation Fund <sup>^^^</sup>	1.08%	2.64%	6.44%	NA	NA	NA	NA	NA	NA
Bajaj Finserv Arbitrage Fund <sup>@</sup>	6.34%	7.07%	7.48%	NA	NA	NA	NA	NA	NA
Bajaj Finserv Nifty 1D Rate Liquid ETF - Growth <sup>sss</sup>	6.04%	NA	6.30%	NA	NA	NA	NA	NA	NA

**Inception Dates:** Bajaj Finserv Money Market Fund – 24th Jul 2023, Bajaj Finserv Liquid Fund – 5th Jul 2023, Bajaj Finserv Overnight Fund – 5th Jul 2023, Bajaj Finserv Flexi Cap Fund – 14th Aug 2023, Bajaj Finserv Arbitrage Fund – 15th Sep 2023, Bajaj Finserv Nifty 1D Rate Liquid ETF – Growth – 28th May 2024, Bajaj Finserv Banking and PSU Fund – 13th Nov 2023, Bajaj Finserv Balanced Advantage Fund – 15th Dec 2023 and Bajaj Finserv Multi Asset Allocation Fund – 3rd June 2024  
Returns as on 31st July 2025

**Disclaimer:** Past performance may or may not be sustained in the future. Different plans have different expense structure. Period for which scheme's performance has been provided is computed basis last day of the previous month preceding the date of this material. Returns are compounded annualized.

**Benchmark:** <sup>#</sup>Nifty Money Market Index A-I, <sup>##</sup>Nifty Liquid Index A-I, <sup>\*\*</sup>CRISIL Liquid Overnight Index, <sup>^</sup>BSE 500 TRI, <sup>@</sup>Nifty 50 Arbitrage Index (TRI), <sup>sss</sup>Nifty 1D Rate Index, <sup>ss</sup>Nifty Banking & PSU Debt Index A-II, <sup>\*</sup>NIFTY 50 Hybrid Composite debt 50:50 Index and <sup>^^^</sup>65% Nifty 50 TRI + 25% Nifty Short Duration Debt Index + 10% Domestic Prices of Gold

Bajaj Finserv Large and Mid Cap Fund

Bajaj Finserv Large and Mid Cap Fund - Regular Plan - Growth					Nifty Large Midcap 250 TRI		Nifty 50 TRI	
Period	SIP Start Date	Total Amount Invested(Rs.)	Market Value (Rs.)	Scheme Returns (CAGR %)	Market Value (Rs.)	Scheme Returns (CAGR %)	Market Value (Rs.)	Scheme Returns (CAGR %)
1-Years SIP	01-Apr-2024	1,20,000	1,23,010	4.71	1,23,921	6.15	1,23,612	5.66
Inception SIP	27-Feb-2024	1,80,000	1,91,661	8.27	1,90,904	7.73	1,89,877	7.00

Data as on 31st July 2025. Past performance may or may not be sustained in future.

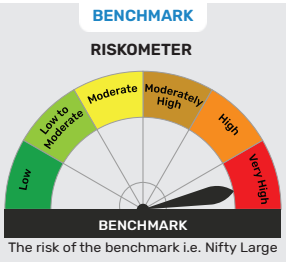
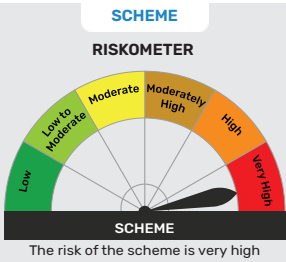
The Fund offers flexible and convenient Systematic Investment Plan (SIP) facility. SIP calculations made on Rs. 10,000. SIP Performances is computed considering SIP Investment on 1st business day of every month. "Since Inception SIP" performance are computed considering 1st instalment on allotment date and thereafter on 1st business day of every subsequent month. The performance of the scheme is benchmarked to the Total Return variant of the Index.

PRODUCT LABEL

This product is suitable for investors who are seeking\*:

- Wealth creation over long term
- Open ended equity scheme investing in both large cap and mid cap stocks

\*Investors should consult their financial advisers if in doubt about whether the product is suitable for them



**Disclaimer**  
This document should not be treated as endorsement of the views/opinions or as an investment advice. This document should not be construed as a research report or a recommendation to buy or sell any security. This document alone is not sufficient and should not be used for the development or implementation of an investment strategy. The recipient should note and understand that the information provided above may not contain all the material aspects relevant for making an investment decision. The decision of the Investment Manager may not always be profitable as such decisions are based on the prevailing market conditions and the understanding of the Investment Manager. Actual market movements may vary from the anticipated trends. Neither Bajaj Finserv Mutual Fund / Bajaj Finserv Mutual Fund Trustee Limited / Bajaj Finserv Asset Management Limited nor its Directors or employees shall be liable for any damages whether direct or indirect, incidental, punitive special or consequential including lost revenue or lost profits that may arise from or in connection with the use of the information. Investors are advised to consult their own investment advisor before making any investment decision in light of their risk appetite, investment goals and horizon. This information is subject to change without any prior notice.