

Bajaj Finserv Large and Mid Cap Fund

(An open ended equity scheme investing in both large cap and mid cap stocks)

FORTIFYING YOUR WEALTH WITH MOAT BASED INVESTING

September 2025

The Fort That Could Never Be Conquered

- Lohagarh Fort, located in Bharatpur, Rajasthan, was built in the 18th century.
- The fort's name, "Lohagarh," literally translates to "Iron Fort".
- Lohagarh Fort is renowned for its formidable defensive structures, with a **wide and deep moat**, known as "Gajadhar" encircling its perimeter.
- This **moat** is, an artificial lake ranging from 41 to 72 meters in width, filled with water at a depth of 8 to 10 meters.
- "Gajadhar" played a crucial role in safeguarding the fort from invasions and the fort, with its sturdy walls and the protective moat, withstanding multiple attacks by the Mughals and the British.

What is a Moat?

The Moats originate from the medieval periods when large and deep water trenches protected those inside the fortresses and castles and their riches from invaders.





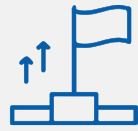
What is an Economic Moat?

The Economic moats safeguard businesses by shielding them from competitors, preserving their market share, and ensuring the long-term sustainability of profits.

Sources of Economic Moats*



Brand Strength



Cost Leadership



Network Effect



Intellectual Properties



Switching costs



Economies of Scale



Unique Business Model

Sources of Economic Moats* - Some Examples



Brand Strength

Example: **Baby Food.**

Unparalleled market recognition, trust, and consumer loyalty.



Cost Leadership

Example: **FMCG**

Strategic efficiency to produce at lower costs than rivals.



Network effect

Example: **Food Delivery**

More people use the product / services because more people use it.



Intellectual Properties

Example: **Pharma**

Ideas and creations that are legally owned and protected.



Switching Cost

Example: **Bank**

Makes it hard for customers to switch, keeping them loyal.



Economies of Scale

Example: **Telecom**

Cost savings when making more, leading to efficiency.


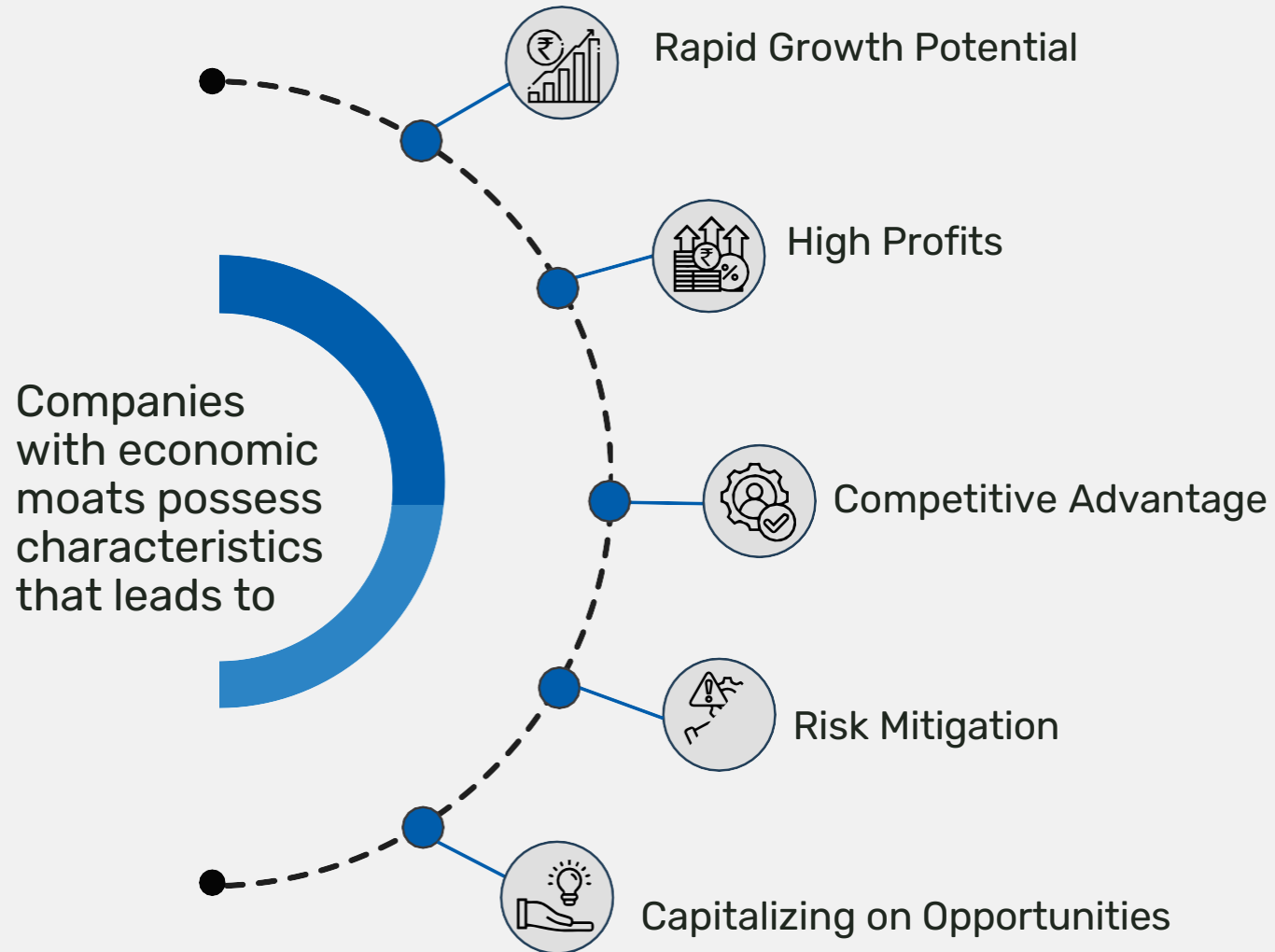


Unique Business Models

Example: **IoT**

Special ways companies work and create value for success.

Why Moat Based Investing?



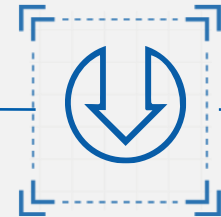
Economic Moat Identification



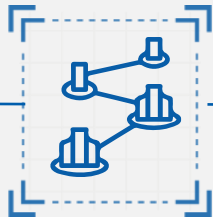
High Return on Capital
Employed (ROCE),
Return on Assets (RoA)
and Return on Equity (RoE)



Efficient Capital
Allocation decision



Low requirement of
external capital



Scalability



Returns reinvested in
business for higher returns

Characteristics and Implications of Wide Economic Moat Advantage



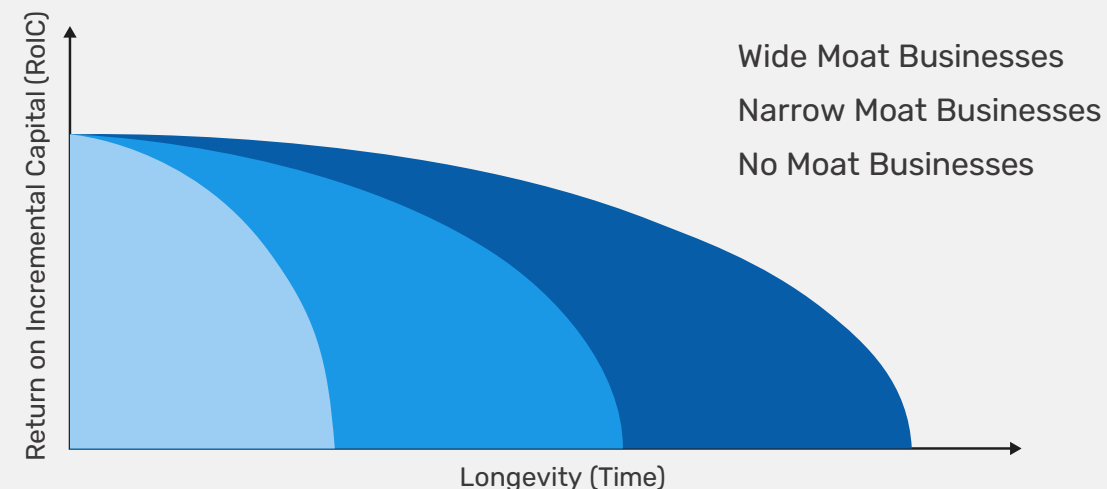
Powerful and enduring competitive advantage leading to dominant brand, unmatched operational scales and/or unique technology.



Robust protective barriers resulting in long term resilience and growth potential.

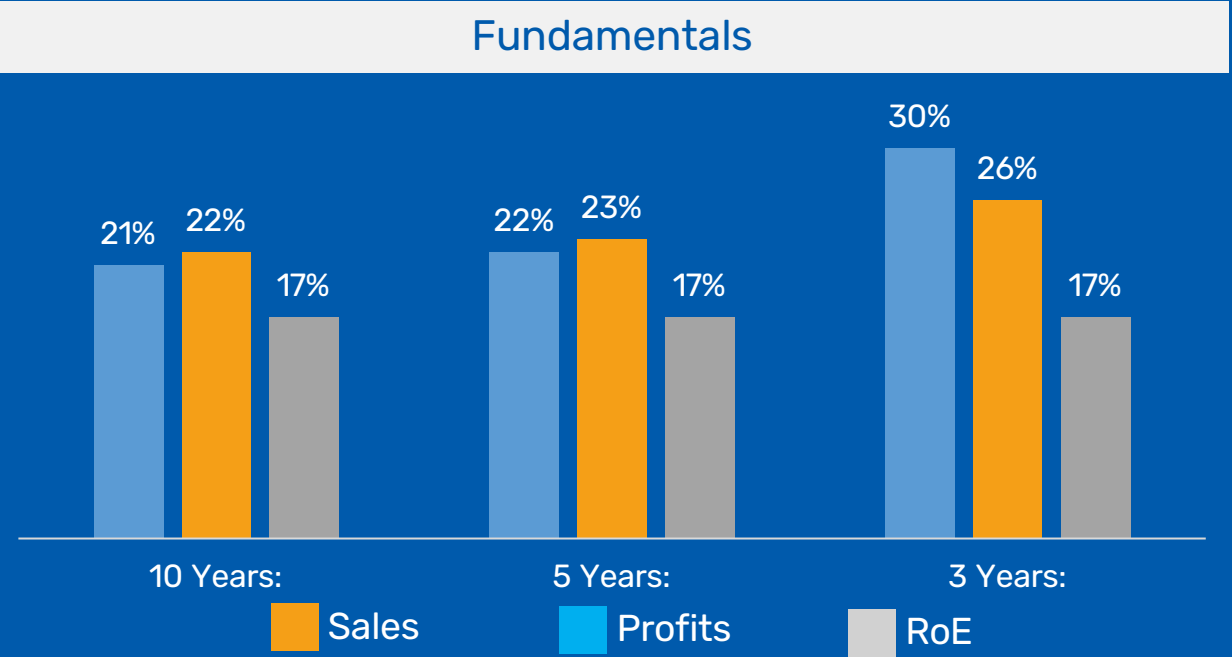


Consistent profits creating long term wealth for the investors and stakeholders.

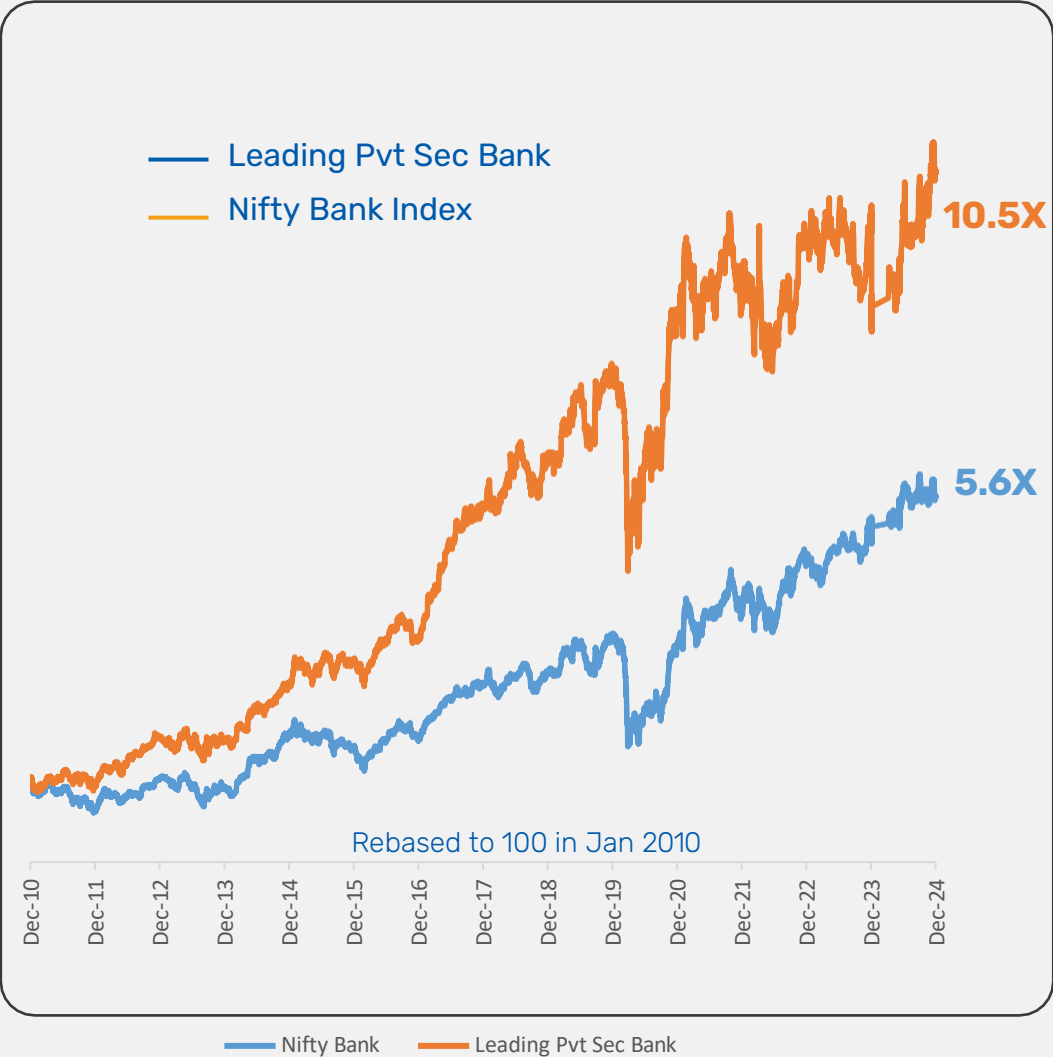


Case Study 1

This leading private sector bank stands out among its competitors due to its sustained net interest margin, minimal non-performing assets (NPAs), and effective risk management system. Additionally, the bank possesses a robust network, a formidable loan portfolio, and a well-diversified revenue stream.



Sales and Profits numbers stated above are compounded annualized. RoE numbers are averaged

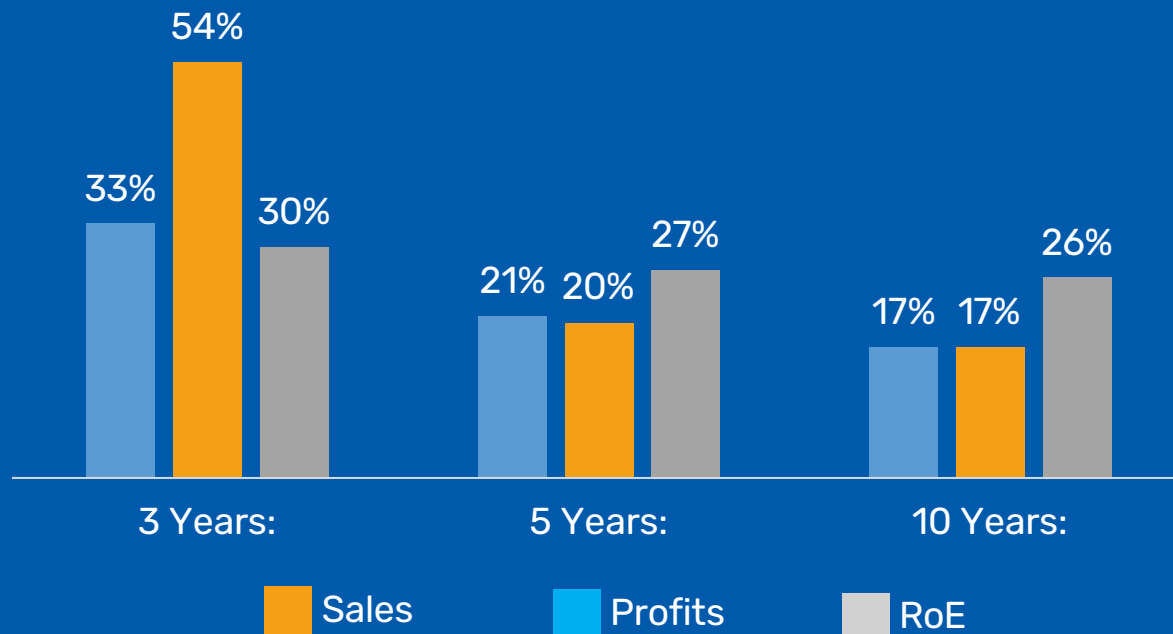


Source: Bloomberg, Internal Research, MFI Explorer; Data as on 31st Dec 2024. Past performance may or may not sustain in future.

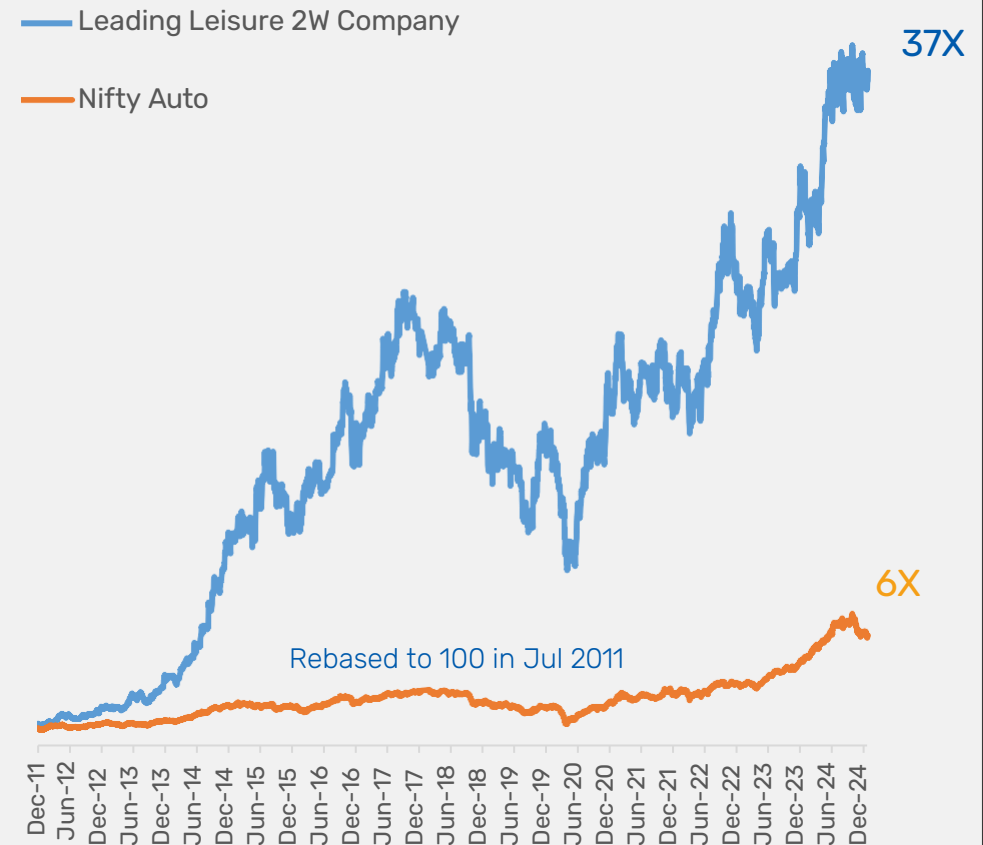
Case Study 2

This cult 2W brand, boasts a strong economic moat through distinctive products, global recognition, customer loyalty, and efficient manufacturing, securing a lasting competitive advantage in motorcycles. No other 2W manufacturer have successfully entered this space despite their endeavors.

Fundamentals



Sales and Profits numbers stated above are compounded annualized. RoE numbers are averaged

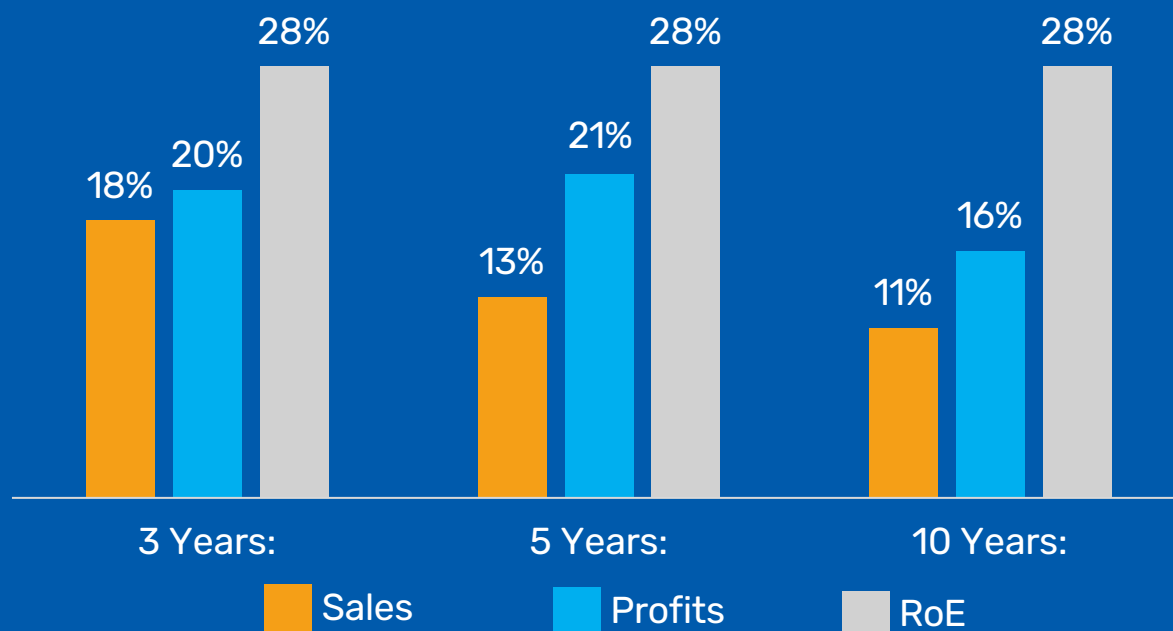


Source: Bloomberg, Internal Research, MFI Explorer; Data as on 31st Dec 2024. Past performance may or may not sustain in future.

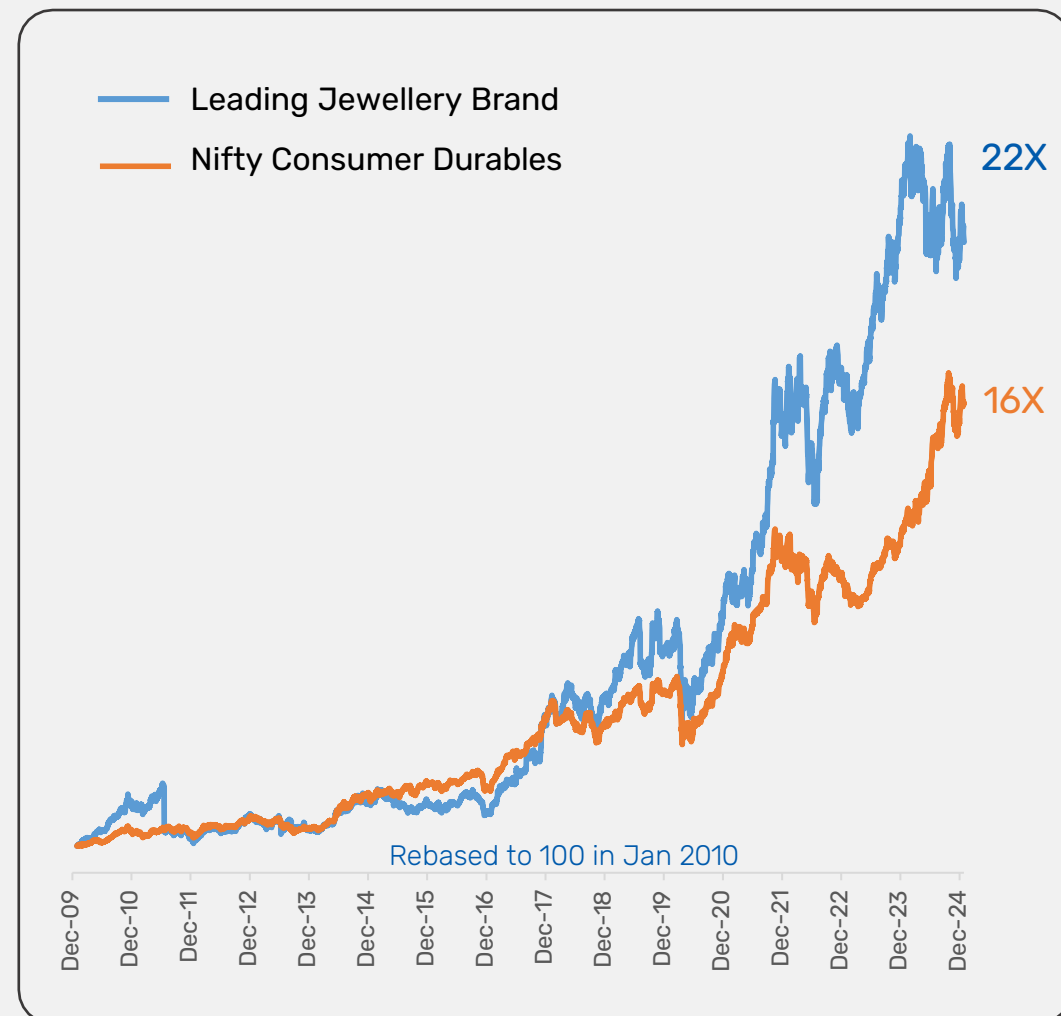
Case Study 3

The well-established name of the parent company instills trust and quality across various subsidiaries. This leading jewellery business leveraged the parent's reputation for honesty and transparency. In the 90s, this business addressed consumer concerns by investing in machinery at each store to verify jewelry caratage, solidifying its position as a trusted brand in high-value purchases.


Fundamentals



Sales and Profits numbers stated above are compounded annualized. RoE numbers are averaged



Source: Bloomberg, Internal Research, MFI Explorer; Data as on 31st Dec 2024. Past performance may or may not sustain in future.



Bajaj Finserv Large and Mid Cap Fund

(An open ended equity scheme investing in both large cap and mid cap stocks)



“My idea of a great business is one that has a shortage of competitors.”

- Peter Lynch

What is Large and Mid Cap Fund?



Fund Type	Large Cap (Top 100)	Mid Cap (101-250)	Small Cap (Beyond 250)
Large and Mid Cap Fund	35% to 65%	35% to 65%	0% - 30%
Large Cap Fund	More than 80%	Between 0% - 20%	
Mid Cap Fund	0% to 35%	>65%	0% - 35%
Small Cap Fund	0% to 35%		More than 65%

Top 100 Companies by market cap are classified as Large cap, The 101st-250th companies by market cap are classified as Mid cap; 251 and beyond are considered as Small caps.

Why Large and Mid Cap Fund?



Nifty 50 Index has concentrated exposure to sectors like Financial Services, Oil Gas & Consumable Fuel and IT.

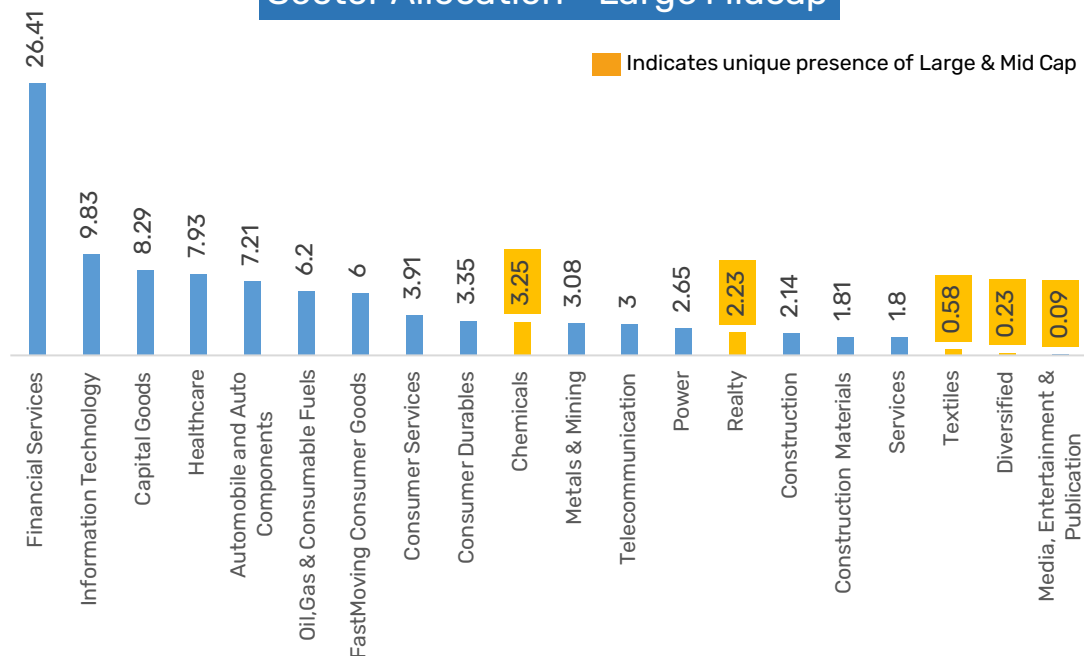


Its exposure to sectors like Capital goods, Consumer services, Realty and Chemicals are low compared to Nifty Large and Midcap 250 Index.

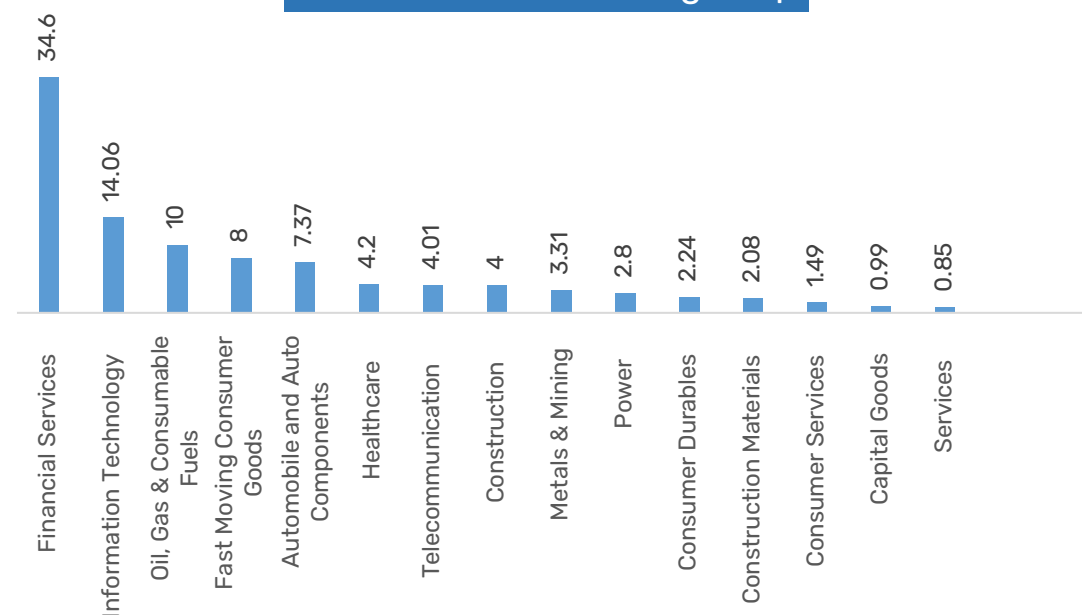


Hence, Large and Mid Caps combined together, offers a diversified investment opportunities.

Sector Allocation - Large Midcap



Sector Allocation - Large Cap

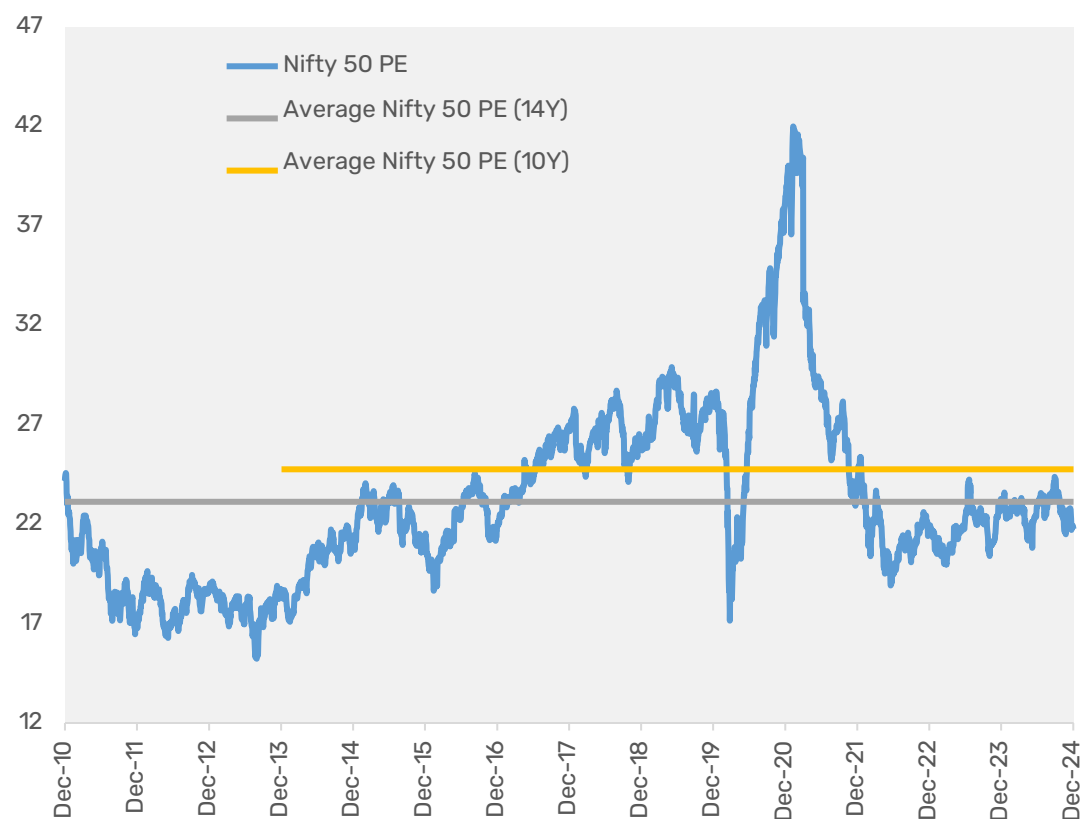


Source: NSE, MFI Explorer, Internal Research; Data as on 31st Dec 2024.

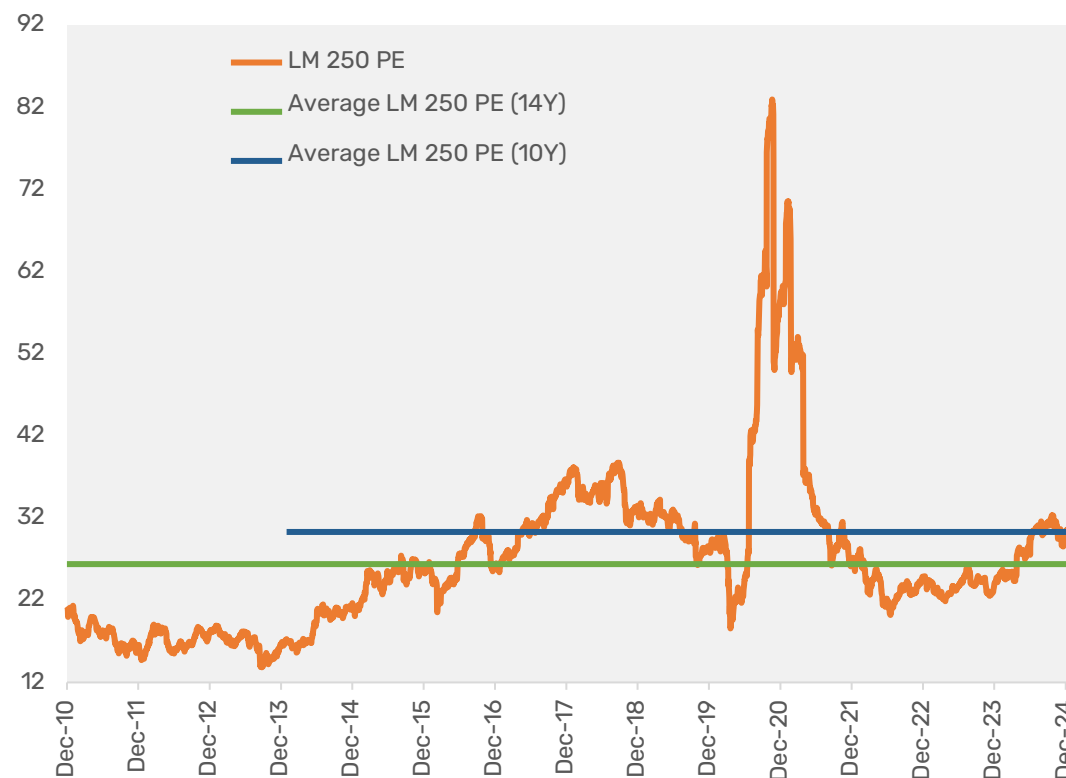
Why Large and Mid Caps Now?

At current valuation, both, the large caps and combination large and mid cap are below their long term averages.

Large Cap Valuations



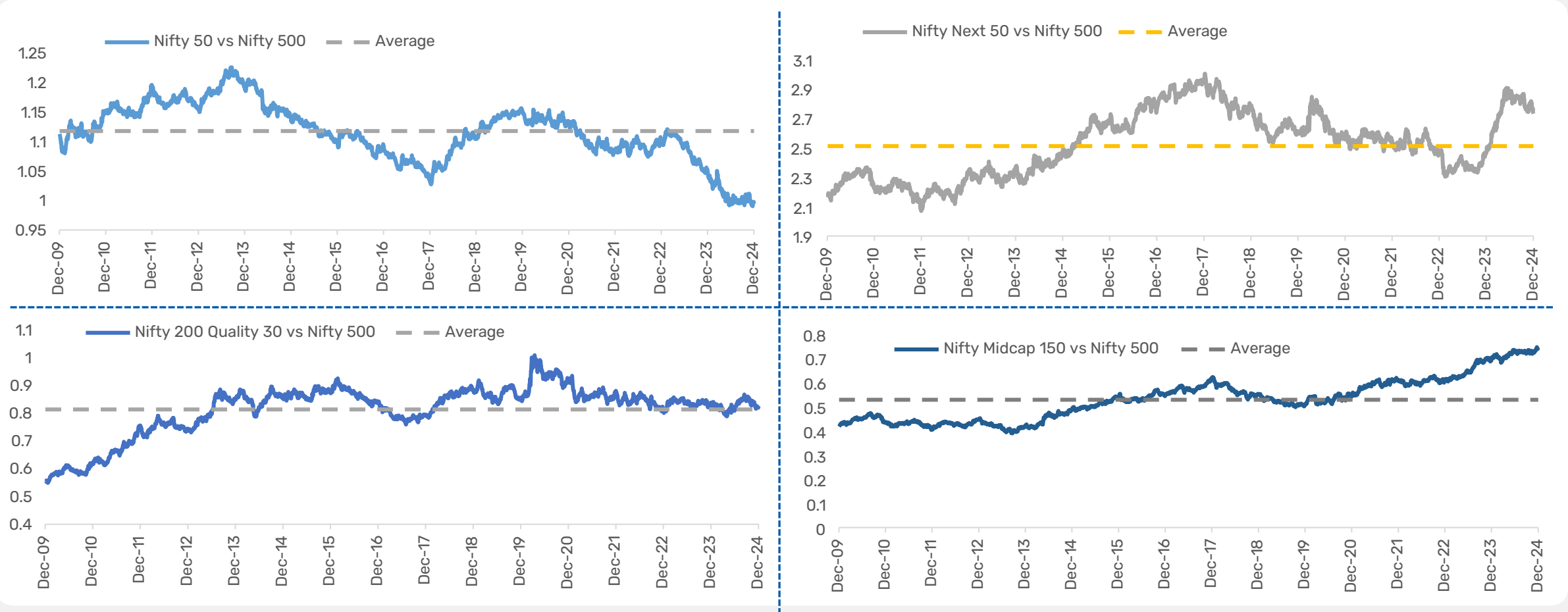
Large Mid Cap Valuations



Source: MFI Explorer, Internal Research; Data as on 31st Dec 2024. Past performance may or may not sustain in future.

Why Large and Mid Caps Now?

Currently, the combination of large cap and quality mid cap index seems to be better placed compared to Nifty 500 index.



The analysis is based on the trend in relative price of the daily index values of the given benchmark.

Source: MFI Explorer, Internal Research; Data as on 31st December 2024. Past performance may or may not sustain in future.

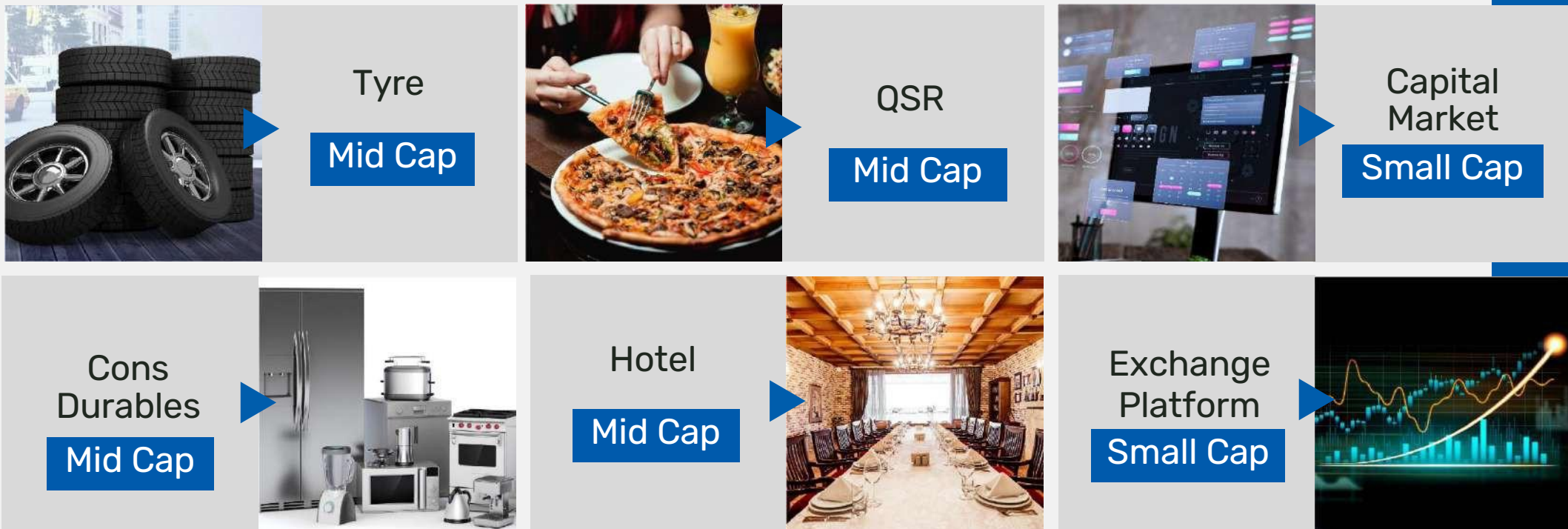
Why Moat Investing in Large and Mid Caps?

- 1** Enduring Advantage 
- 2** Stability Amid Fluctuations 
- 3** Potential Profitability 
- 4** Long-Term Growth 
- 5** Quality Over Size 



Segment Leaderships Across Market Cap

Economic Moats are not confined only to Large businesses



Favourable Risk Reward in High Quality Large and Mid Caps

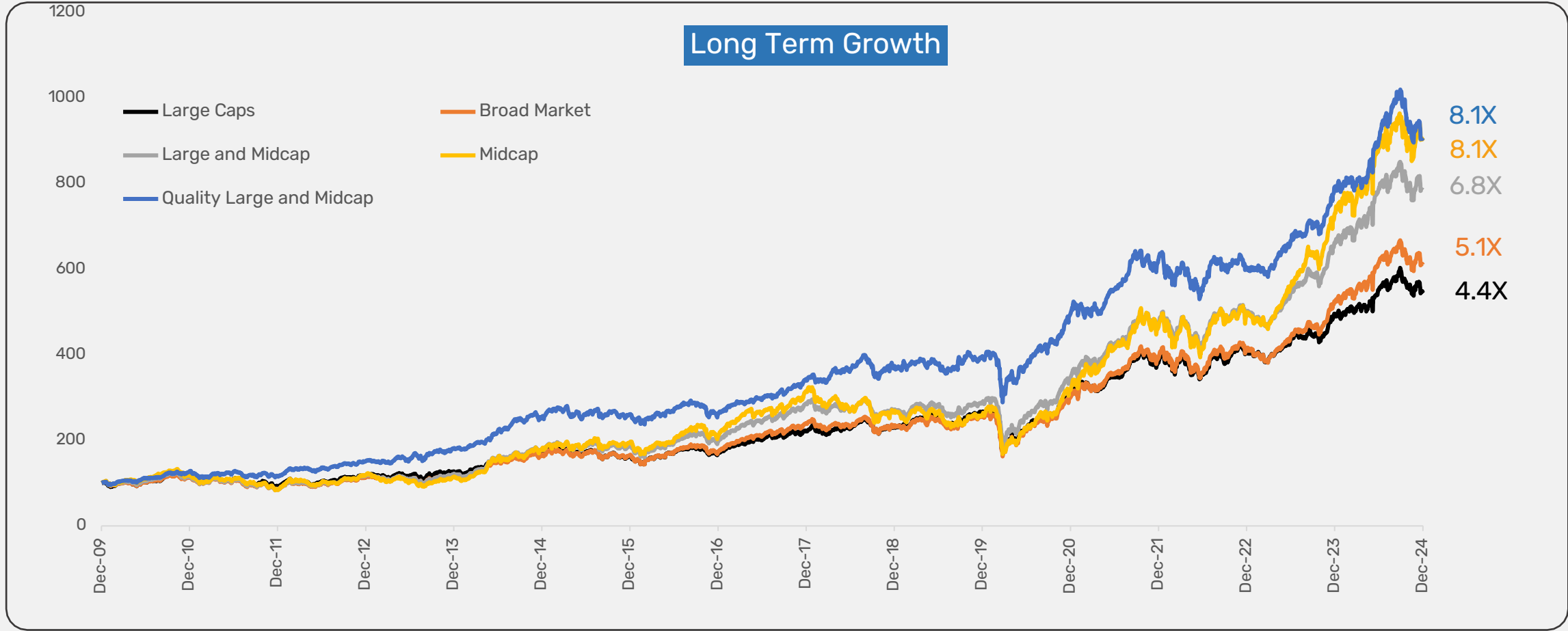
Year	Returns				
	Nifty 50 TRI	Nifty Mid Cap 100 TRI	Nifty 500 TRI	NIFTY Large Mid Cap 250 TRI	Nifty 200 Quality 30 Index TRI
CY2010	19%	20%	15%	17%	28%
CY2011	-24%	-30%	-26%	-28%	-10%
CY2012	29%	41%	33%	39%	31%
CY2013	8%	-4%	5%	3%	20%
CY2014	33%	58%	39%	48%	40%
CY2015	-3%	8%	0%	4%	2%
CY2016	4%	8%	5%	6%	1%
CY2017	30%	49%	38%	44%	30%
CY2018	5%	-15%	-2%	-5%	9%
CY2019	13%	-3%	9%	6%	6%
CY2020	16%	23%	18%	21%	26%
CY2021	26%	48%	32%	37%	26%
CY2022	6%	5%	4%	4%	-4%
CY2023	21%	48%	27%	33%	32%
CY2024	10%	24%	16%	18%	14%

Highest Return
 Lowest Return

Standard Deviation				
Nifty 50 TRI	Nifty Mid Cap 100 TRI	Nifty 500 TRI	NIFTY Large Mid Cap 250 TRI	Nifty 200 Quality 30 Index TRI
16%	16%	15%	16%	12%
21%	18%	19%	19%	15%
15%	16%	15%	15%	12%
18%	18%	17%	16%	14%
13%	18%	13%	14%	11%
16%	18%	16%	16%	14%
15%	18%	15%	16%	14%
9%	13%	10%	10%	9%
13%	18%	13%	14%	13%
14%	16%	14%	14%	13%
31%	29%	29%	28%	25%
16%	18%	15%	15%	13%
17%	21%	17%	18%	16%
10%	12%	10%	10%	9%
17%	18%	16%	16%	14%

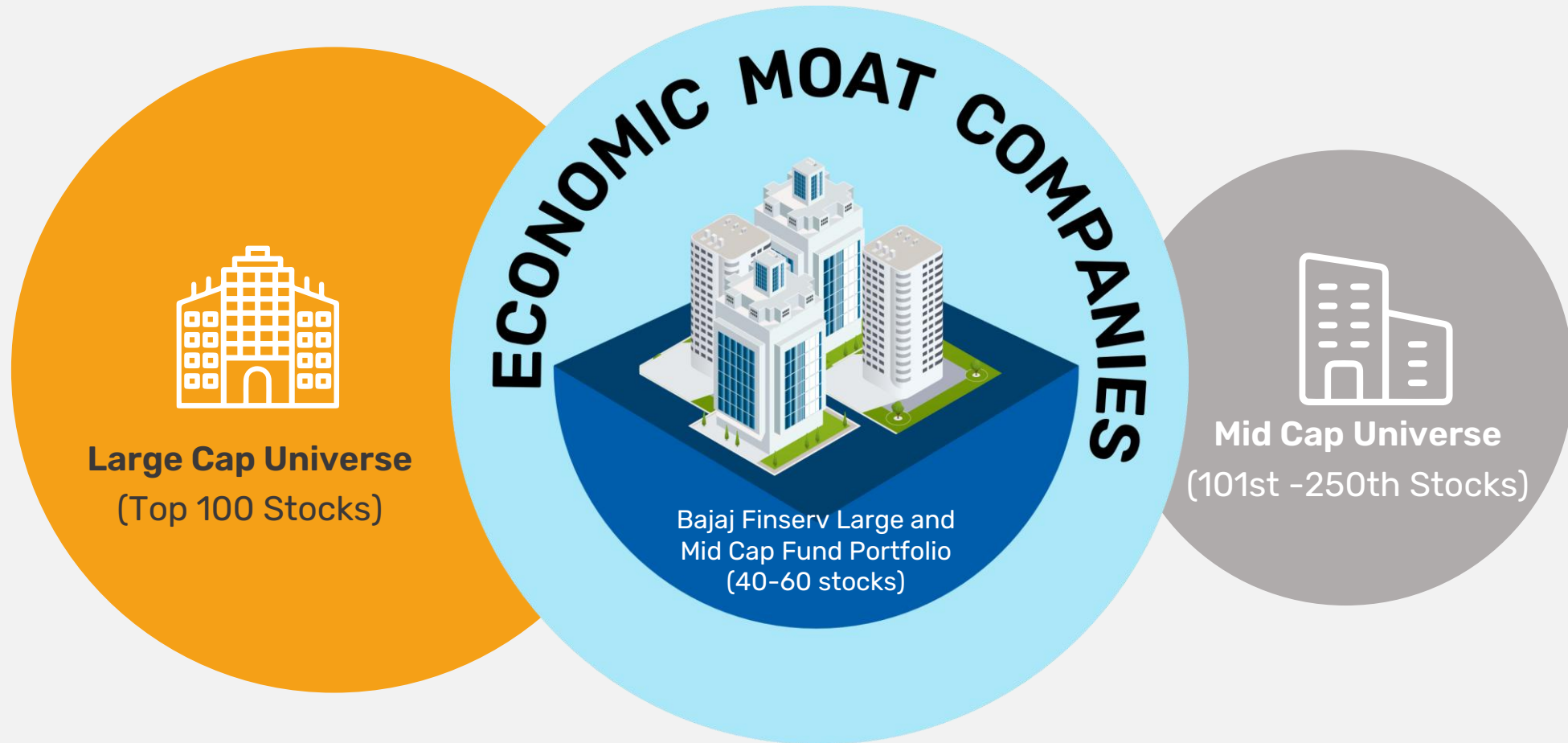
Lowest Risk (Standard Deviation)
 Highest Risk (Standard Deviation)

High Quality Large And Mid Caps Offers Better Potential For Long Term Wealth Creation



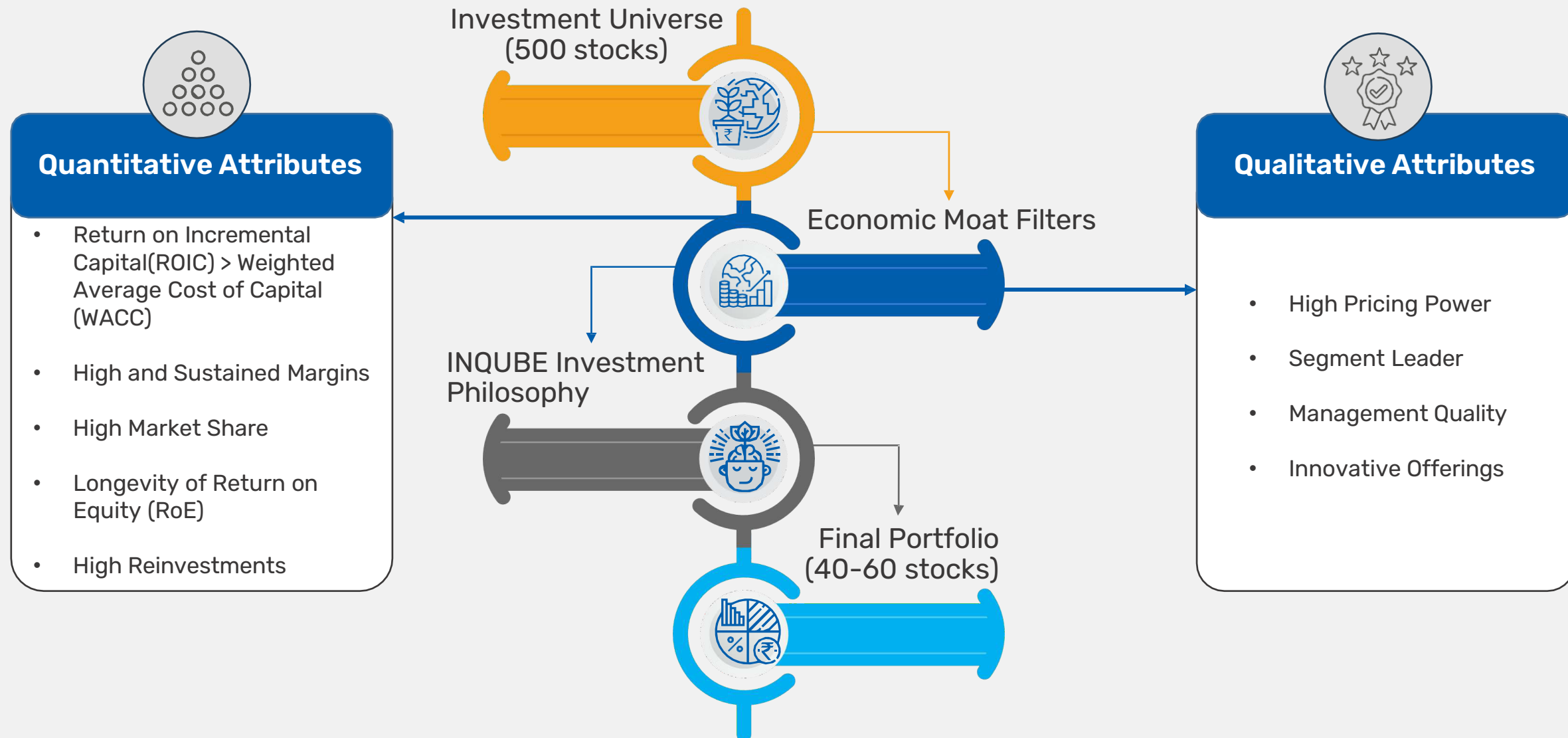
Large Caps – Nifty 50 TRI; Broad Market – Nifty 500 TRI; Large and Midcap – Nifty Large and Midcap 250 TRI; Quality Large and Midcaps – Nifty 200 Quality 30 Index TRI. Source: MFI Explorer, Internal Research. Data as on 31st Dec 2024. Past performance may or may not sustain in future. | Y axis represents the growth in NAV of the mentioned indices.

How Moat Investing Works with Bajaj Finserv Large and Mid Cap Fund?



The count of stocks mentioned is indicative and actual count will be subject to market conditions and opportunities available at the time of investment.

Investment Process



INFORMATION EDGE

- Outperform the market on superior information collection

INQUBE

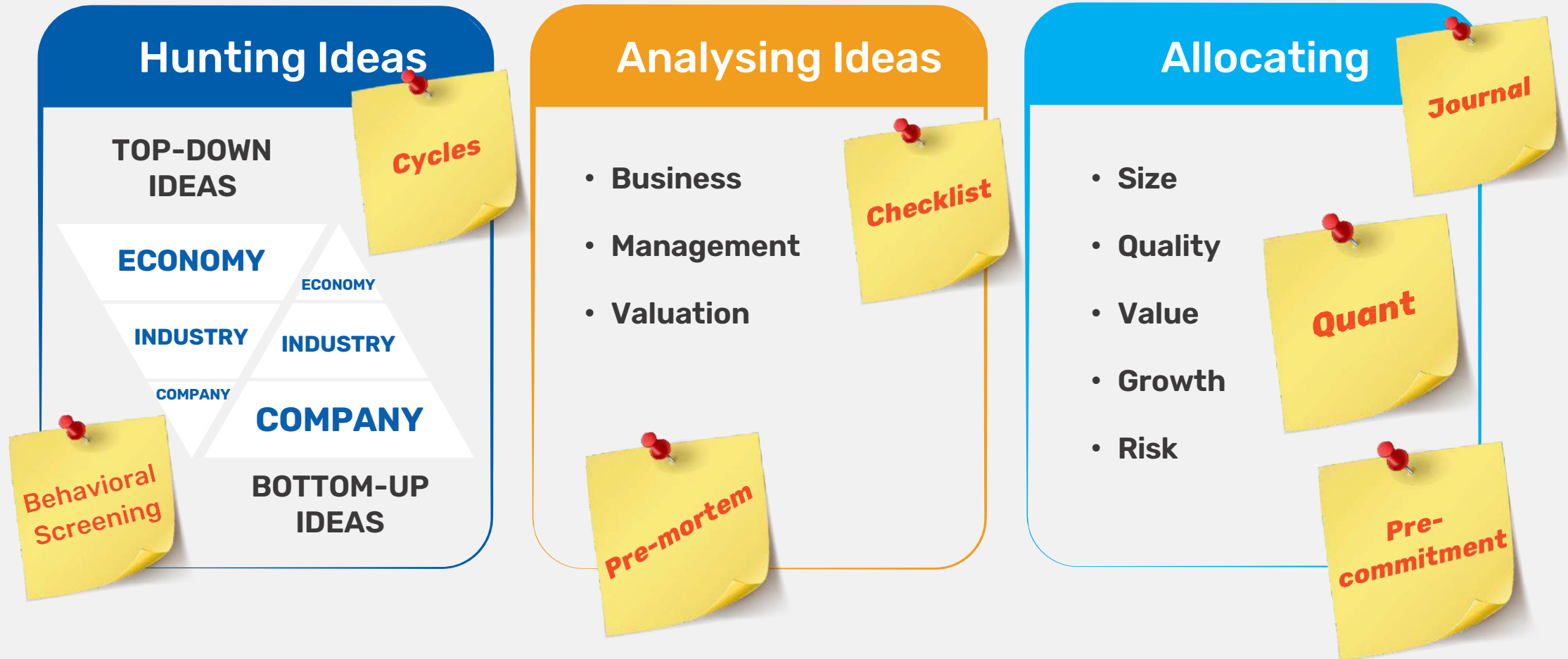
QUANTITATIVE EDGE

- Outperform the market on processing information better
- Quant models, Analytical models

BEHAVIORAL EDGE

- Outperform the market by better decision making
- Take advantage of crowd over-reaction and underreaction
- Reduces one's own behavioral pitfalls

Our Investment Philosophy



Bajaj Finserv Large and Mid Cap Fund

Key Characteristics:



Stock selection
based on
Moat investing
resulting into:



Bottom up
stock selection



Diversified
portfolio



Growth
oriented



High active
share



Low turnover
portfolio



Quality
Oriented
Portfolio



Long Term
Value Creation



Robust
Businesses
across
sectors

Fortifying your wealth with moat based investing

Bajaj Finserv Large and Mid Cap Fund

(An open ended equity scheme investing in both large cap and mid cap stocks)

The Economic Moats safeguard businesses by shielding them from competitors, preserving their market share, and ensuring the long-term sustainability of profits.

MOATS

September 2025



Management		Cost Advantages		Network Effects		Efficient scale		Switching Cost		Intangible Assets Patent		Intangible Assets Brand		Intangible Assets Regulation		BAJAJ FINSERV	
Company Name		Moat		% of NAV		Company Name		Moat		% of NAV							
HDFC Bank Limited		<div><div></div><div></div><div></div><div></div><div></div><div></div><div></div><div></div><div></div><div></div><div></div><div></div><div></div><div></div><div></div><div></div><div></div><div></div></div>		4.77%		Oracle Financial Services Software Limited		<div><div></div><div></div><div></div><div></div><div></div><div></div><div></div><div></div><div></div><div></div><div></div><div></div><div></div><div></div><div></div><div></div><div></div><div></div></div>		1.13%							
State Bank of India		<div><div></div><div></div><div></div><div></div><div></div><div></div><div></div><div></div><div></div><div></div><div></div><div></div><div></div><div></div><div></div><div></div><div></div><div></div></div>		3.15%		Tata Consultancy Services Limited		<div><div></div><div></div><div></div><div></div><div></div><div></div><div></div><div></div><div></div><div></div><div></div><div></div><div></div><div></div><div></div><div></div><div></div><div></div></div>		1.12%							
Larsen & Toubro Limited		<div><div></div><div></div><div></div><div></div><div></div><div></div><div></div><div></div><div></div><div></div><div></div><div></div><div></div><div></div><div></div><div></div><div></div><div></div></div>		2.89%		Multi Commodity Exchange of India Limited		<div><div></div><div></div><div></div><div></div><div></div><div></div><div></div><div></div><div></div><div></div><div></div><div></div><div></div><div></div><div></div><div></div><div></div><div></div></div>		1.11%							
Infosys Limited		<div><div></div><div></div><div></div><div></div><div></div><div></div><div></div><div></div><div></div><div></div><div></div><div></div><div></div><div></div><div></div><div></div><div></div><div></div></div>		2.65%		Jindal Stainless Limited		<div><div></div><div></div><div></div><div></div><div></div><div></div><div></div><div></div><div></div><div></div><div></div><div></div><div></div><div></div><div></div><div></div><div></div><div></div></div>		1.09%							
ICICI Bank Limited		<div><div></div><div></div><div></div><div></div><div></div><div></div><div></div><div></div><div></div><div></div><div></div><div></div><div></div><div></div><div></div><div></div><div></div><div></div></div>		2.48%		Abbott India Limited		<div><div></div><div></div><div></div><div></div><div></div><div></div><div></div><div></div><div></div><div></div><div></div><div></div><div></div><div></div><div></div><div></div><div></div><div></div></div>		1.08%							
Eternal Limited		<div><div></div><div></div><div></div><div></div><div></div><div></div><div></div><div></div><div></div><div></div><div></div><div></div><div></div><div></div><div></div><div></div><div></div><div></div></div>		2.25%		GlaxoSmithKline Pharmaceuticals Limited		<div><div></div><div></div><div></div><div></div><div></div><div></div><div></div><div></div><div></div><div></div><div></div><div></div><div></div><div></div><div></div><div></div><div></div><div></div></div>		1.03%							
Mahindra & Mahindra Limited		<div><div></div><div></div><div></div><div></div><div></div><div></div><div></div><div></div><div></div><div></div><div></div><div></div><div></div><div></div><div></div><div></div><div></div><div></div></div>		2.24%		Havells India Limited		<div><div></div><div></div><div></div><div></div><div></div><div></div><div></div><div></div><div></div><div></div><div></div><div></div><div></div><div></div><div></div><div></div><div></div><div></div></div>		0.97%							
Hindustan Unilever Limited		<div><div></div><div></div><div></div><div></div><div></div><div></div><div></div><div></div><div></div><div></div><div></div><div></div><div></div><div></div><div></div><div></div><div></div><div></div></div>		2.00%		Hindustan Aeronautics Limited		<div><div></div><div></div><div></div><div></div><div></div><div></div><div></div><div></div><div></div><div></div><div></div><div></div><div></div><div></div><div></div><div></div><div></div><div></div></div>		0.92%							
UNO Minda Limited		<div><div></div><div></div><div></div><div></div><div></div><div></div><div></div><div></div><div></div><div></div><div></div><div></div><div></div><div></div><div></div><div></div><div></div><div></div></div>		1.84%		Vedanta Limited		<div><div></div><div></div><div></div><div></div><div></div><div></div><div></div><div></div><div></div><div></div><div></div><div></div><div></div><div></div><div></div><div></div><div></div><div></div></div>		0.91%							
Siemens Energy India Limited		<div><div></div><div></div><div></div><div></div><div></div><div></div><div></div><div></div><div></div><div></div><div></div><div></div><div></div><div></div><div></div><div></div><div></div><div></div></div>		1.81%		Coforge Limited		<div><div></div><div></div><div></div><div></div><div></div><div></div><div></div><div></div><div></div><div></div><div></div><div></div><div></div><div></div><div></div><div></div><div></div><div></div></div>		0.89%							
PB Fintech Limited		<div><div></div><div></div><div></div><div></div><div></div><div></div><div></div><div></div><div></div><div></div><div></div><div></div><div></div><div></div><div></div><div></div><div></div><div></div></div>		1.80%		Schaeffler India Limited		<div><div></div><div></div><div></div><div></div><div></div><div></div><div></div><div></div><div></div><div></div><div></div><div></div><div></div><div></div><div></div><div></div><div></div><div></div></div>		0.89%							
Jio Financial Services Limited		<div><div></div><div></div><div></div><div></div><div></div><div></div><div></div><div></div><div></div><div></div><div></div><div></div><div></div><div></div><div></div><div></div><div></div><div></div></div>		1.80%		Suzlon Energy Limited		<div><div></div><div></div><div></div><div></div><div></div><div></div><div></div><div></div><div></div><div></div><div></div><div></div><div></div><div></div><div></div><div></div><div></div><div></div></div>		0.87%							
Dalmia Bharat Limited		<div><div></div><div></div><div></div><div></div><div></div><div></div><div></div><div></div><div></div><div></div><div></div><div></div><div></div><div></div><div></div><div></div><div></div><div></div></div>		1.79%		Timken India Limited		<div><div></div><div></div><div></div><div></div><div></div><div></div><div></div><div></div><div></div><div></div><div></div><div></div><div></div><div></div><div></div><div></div><div></div><div></div></div>		0.87%							
Divi's Laboratories Limited		<div><div></div><div></div><div></div><div></div><div></div><div></div><div></div><div></div><div></div><div></div><div></div><div></div><div></div><div></div><div></div><div></div><div></div><div></div></div>		1.78%		Schneider Electric Infrastructure Limited		<div><div></div><div></div><div></div><div></div><div></div><div></div><div></div><div></div><div></div><div></div><div></div><div></div><div></div><div></div><div></div><div></div><div></div><div></div></div>		0.85%							
Adani Ports and Special Economic Zone Limited		<div><div></div><div></div><div></div><div></div><div></div><div></div><div></div><div></div><div></div><div></div><div></div><div></div><div></div><div></div><div></div><div></div><div></div><div></div></div>		1.76%		Coromandel International Limited		<div><div></div><div></div><div></div><div></div><div></div><div></div><div></div><div></div><div></div><div></div><div></div><div></div><div></div><div></div><div></div><div></div><div></div><div></div></div>		0.83%							
Sun Pharmaceutical Industries Limited		<div><div></div><div></div><div></div><div></div><div></div><div></div><div></div><div></div><div></div><div></div><div></div><div></div><div></div><div></div><div></div><div></div><div></div><div></div></div>		1.72%		City Union Bank Limited		<div><div></div><div></div><div></div><div></div><div></div><div></div><div></div><div></div><div></div><div></div><div></div><div></div><div></div><div></div><div></div><div></div><div></div><div></div></div>		0.81%							
Tata Steel Limited		<div><div></div><div></div><div></div><div></div><div></div><div></div><div></div><div></div><div></div><div></div><div></div><div></div><div></div><div></div><div></div><div></div><div></div><div></div></div>		1.71%		Glenmark Pharmaceuticals Limited		<div><div></div><div></div><div></div><div></div><div></div><div></div><div></div><div></div><div></div><div></div><div></div><div></div><div></div><div></div><div></div><div></div><div></div><div></div></div>		0.80%							
Reliance Industries Limited		<div><div></div><div></div><div></div><div></div><div></div><div></div><div></div><div></div><div></div><div></div><div></div><div></div><div></div><div></div><div></div><div></div><div></div><div></div></div>		1.71%		VIP Industries Limited		<div><div></div><div></div><div></div><div></div><div></div><div></div><div></div><div></div><div></div><div></div><div></div><div></div><div></div><div></div><div></div><div></div><div></div><div></div></div>		0.78%							
CRISIL Limited		<div><div></div><div></div><div></div><div></div><div></div><div></div><div></div><div></div><div></div><div></div><div></div><div></div><div></div><div></div><div></div><div></div><div></div><div></div></div>		1.65%		Solar Industries India Limited		<div><div></div><div></div><div></div><div></div><div></div><div></div><div></div><div></div><div></div><div></div><div></div><div></div><div></div><div></div><div></div><div></div><div></div><div></div></div>		0.75%							
UltraTech Cement Limited		<div><div></div><div></div><div></div><div></div><div></div><div></div><div></div><div></div><div></div><div></div><div></div><div></div><div></div><div></div><div></div><div></div><div></div><div></div></div>		1.62%		The Federal Bank Limited		<div><div></div><div></div><div></div><div></div><div></div><div></div><div></div><div></div><div></div><div></div><div></div><div></div><div></div><div></div><div></div><div></div><div></div><div></div></div>		0.73%							
Canara Bank		<div><div></div><div></div><div></div><div></div><div></div><div></div><div></div><div></div><div></div><div></div><div></div><div></div><div></div><div></div><div></div><div></div><div></div><div></div></div>		1.61%		ITC Hotels Limited		<div><div></div><div></div><div></div><div></div><div></div><div></div><div></div><div></div><div></div><div></div><div></div><div></div><div></div><div></div><div></div><div></div><div></div><div></div></div>		0.69%							
Cummins India Limited		<div><div></div><div></div><div></div><div></div><div></div><div></div><div></div><div></div><div></div><div></div><div></div><div></div><div></div><div></div><div></div><div></div><div></div><div></div></div>		1.57%		United Breweries Limited		<div><div></div><div></div><div></div><div></div><div></div><div></div><div></div><div></div><div></div><div></div><div></div><div></div><div></div><div></div><div></div><div></div><div></div><div></div></div>		0.68%							
Oberoi Realty Limited		<div><div></div><div></div><div></div><div></div><div></div><div></div><div></div><div></div><div></div><div></div><div></div><div></div><div></div><div></div><div></div><div></div><div></div><div></div></div>		1.51%		Emami Limited		<div><div></div><div></div><div></div><div></div><div></div><div></div><div></div><div></div><div></div><div></div><div></div><div></div><div></div><div></div><div></div><div></div><div></div><div></div></div>		0.64%							
National Aluminium Company Limited		<div><div></div><div></div><div></div><div></div><div></div><div></div><div></div><div></div><div></div><div></div><div></div><div></div><div></div><div></div><div></div><div></div><div></div><div></div></div>		1.49%		Bosch Limited		<div><div></div><div></div><div></div><div></div><div></div><div></div><div></div><div></div><div></div><div></div><div></div><div></div><div></div><div></div><div></div><div></div><div></div><div></div></div>		0.52%							
Biocon Limited		<div><div></div><div></div><div></div><div></div><div></div><div></div><div></div><div></div><div></div><div></div><div></div><div></div><div></div><div></div><div></div><div></div><div></div><div></div></div>		1.47%		Eicher Motors Limited		<div><div></div><div></div><div></div><div></div><div></div><div></div><div></div><div></div><div></div><div></div><div></div><div></div><div></div><div></div><div></div><div></div><div></div><div></div></div>		0.50%							
Yes Bank Limited		<div><div></div><div></div><div></div><div></div><div></div><div></div><div></div><div></div><div></div><div></div><div></div><div></div><div></div><div></div><div></div><div></div><div></div><div></div></div>		1.38%		Devyani International Limited		<div><div></div><div></div><div></div><div></div><div></div><div></div><div></div><div></div><div></div><div></div><div></div><div></div><div></div><div></div><div></div><div></div><div></div><div></div></div>		0.50%							
Computer Age Management Services Limited		<div><div></div><div></div><div></div><div></div><div></div><div></div><div></div><div></div><div></div><div></div><div></div><div></div><div></div><div></div><div></div><div></div><div></div><div></div></div>		1.38%		Indus Towers Limited		<div><div></div><div></div><div></div><div></div><div></div><div></div><div></div><div></div><div></div><div></div><div></div><div></div><div></div><div></div><div></div><div></div><div></div><div></div></div>		0.50%							
Aditya Birla Capital Limited		<div><div></div><div></div><div></div><div></div><div></div><div></div><div></div><div></div><div></div><div></div><div></div><div></div><div></div><div></div><div></div><div></div><div></div><div></div></div>		1.37%		Swiggy Limited		<div><div></div><div></div><div></div><div></div><div></div><div></div><div></div><div></div><div></div><div></div><div></div><div></div><div></div><div></div><div></div><div></div><div></div><div></div></div>		0.49%							
Bajaj Finserv Limited		<div><div></div><div></div><div></div><div></div><div></div><div></div><div></div><div></div><div></div><div></div><div></div><div></div><div></div><div></div><div></div><div></div><div></div><div></div></div>		1.32%		Samhi Hotels Limited		<div><div></div><div></div><div></div><div></div><div></div><div></div><div></div><div></div><div></div><div></div><div></div><div></div><div></div><div></div><div></div><div></div><div></div><div></div></div>		0.48%							
Aditya Birla Real Estate Limited		<div><div></div><div></div><div></div><div></div><div></div><div></div><div></div><div></div><div></div><div></div><div></div><div></div><div></div><div></div><div></div><div></div><div></div><div></div></div>		1.28%		Atul Limited		<div><div></div><div></div><div></div><div></div><div></div><div></div><div></div><div></div><div></div><div></div><div></div><div></div><div></div><div></div><div></div><div></div><div></div><div></div></div>		0.47%							
Jubilant Foodworks Limited		<div><div></div><div></div><div></div><div></div><div></div><div></div><div></div><div></div><div></div><div></div><div></div><div></div><div></div><div></div><div></div><div></div><div></div><div></div></div>		1.27%		Aptus Value Housing Finance India Limited		<div><div></div><div></div><div></div><div></div><div></div><div></div><div></div><div></div><div></div><div></div><div></div><div></div><div></div><div></div><div></div><div></div><div></div><div></div></div>		0.46%							
Tata Consumer Products Limited		<div><div></div><div></div><div></div><div></div><div></div><div></div><div></div><div></div><div></div><div></div><div></div><div></div><div></div><div></div><div></div><div></div><div></div><div></div></div>		1.23%		Sanofi Consumer Healthcare India Limited		<div><div></div><div></div><div></div><div></div><div></div><div></div><div></div><div></div><div></div><div></div><div></div><div></div><div></div><div></div><div></div><div></div><div></div><div></div></div>		0.44%							
Britannia Industries Limited		<div><div></div><div></div><div></div><div></div><div></div><div></div><div></div><div></div><div></div><div></div><div></div><div></div><div></div><div></div><div></div><div></div><div></div><div></div></div>		1.23%		Hindustan Zinc Limited		<div><div></div><div></div><div></div><div></div><div></div><div></div><div></div><div></div><div></div><div></div><div></div><div></div><div></div><div></div><div></div><div></div><div></div><div></div></div>		0.40%							
ZF Commercial Vehicle Control Systems India Limited		<div><div></div><div></div><div></div><div></div><div></div><div></div><div></div><div></div><div></div><div></div><div></div><div></div><div></div><div></div><div></div><div></div><div></div><div></div></div>		1.21%		Dixon Technologies (India) Limited		<div><div></div><div></div><div></div><div></div><div></div><div></div><div></div><div></div><div></div><div></div><div></div><div></div><div></div><div></div><div></div><div></div><div></div><div></div></div>		0.28%							
Alkem Laboratories Limited		<div><div></div><div></div><div></div><div></div><div></div><div></div><div></div><div></div><div></div><div></div><div></div><div></div><div></div><div></div><div></div><div></div><div></div><div></div></div>		1.20%		Apollo Hospitals Enterprise Limited		<div><div></div><div></div><div></div><div></div><div></div><div></div><div></div><div></div><div></div><div></div><div></div><div></div><div></div><div></div><div></div><div></div><div></div><div></div></div>		0.27%							
Hitachi Energy India Limited		<div><div></div><div></div><div></div><div></div><div></div><div></div><div></div><div></div><div></div><div></div><div></div><div></div><div></div><div></div><div></div><div></div><div></div><div></div></div>		1.19%		LTIMindtree Limited		<div><div></div><div></div><div></div><div></div><div></div><div></div><div></div><div></div><div></div><div></div><div></div><div></div><div></div><div></div><div></div><div></div><div></div><div></div></div>		0.27%							
United Spirits Limited		<div><div></div><div></div><div></div><div></div><div></div><div></div><div></div><div></div><div></div><div></div><div></div><div></div><div></div><div></div><div></div><div></div><div></div><div></div></div>		1.18%		Tech Mahindra Limited		<div><div></div><div></div><div></div><div></div><div></div><div></div><div></div><div></div><div></div><div></div><div></div><div></div><div></div><div></div><div></div><div></div><div></div><div></div></div>		0.25%							
Berger Paints (I) Limited		<div><div></div><div></div><div></div><div></div><div></div><div></div><div></div><div></div><div></div><div></div><div></div><div></div><div></div><div></div><div></div><div></div><div></div><div></div></div>		1.18%		BSE Limited		<div><div></div><div></div><div></div><div></div><div></div><div></div><div></div><div></div><div></div><div></div><div></div><div></div><div></div><div></div><div></div><div></div><div></div><div></div></div>		0.22%							
ITC Limited		<div><div></div><div></div><div></div><div></div><div></div><div></div><div></div><div></div><div></div><div></div><div></div><div></div><div></div><div></div><div></div><div></div><div></div><div></div></div>		1.17%		Info Edge India Ltd		<div><div></div><div></div><div></div><div></div><div></div><div></div><div></div><div></div><div></div><div></div><div></div><div></div><div></div><div></div><div></div><div></div><div></div><div></div></div>		0.20%							
Gabriel India Limited		<div><div></div><div></div><div></div><div></div><div></div><div></div><div></div><div></div><div></div><div></div><div></div><div></div><div></div><div></div><div></div><div></div><div></div><div></div></div>		1.13%		MRF Limited		<div><div></div><div></div><div></div><div></div><div></div><div></div><div></div><div></div><div></div><div></div><div></div><div></div><div></div><div></div><div></div><div></div><div></div><div></div></div>		0.12%							
		<div><div></div><div></div><div></div><div></div><div></div><div></div><div></div><div></div><div></div><div></div><div></div><div></div><div></div><div></div><div></div><div></div><div></div><div></div></div>				Emcure Pharmaceuticals Ltd		<div><div></div><div></div><div></div><div></div><div></div><div></div><div></div><div></div><div></div><div></div><div></div><div></div><div></div><div></div><div></div><div></div><div></div><div></div></div>		0.09%							
Management		Cost Advantages		Network Effects		Efficient Scale		Switching Cost		Intangible Assets Patent		Intangible Assets Brand		Intangible Assets Regulation			

Management Cost Advantages Network Effects Efficient Scale Switching Cost Intangible Assets Patent Intangible Assets Brand Intangible Assets Regulation

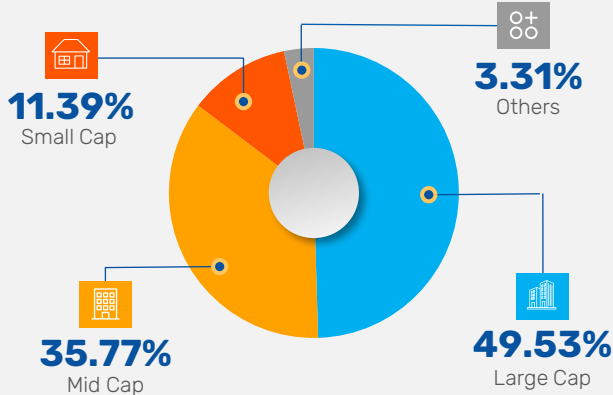
These 8 color boxes represent each Moat and the boxes after each company's name represent it's presence in that particular Moat wherever applicable. We have also shown % to Net Assets for each company. Data as on 31st August 2025

Fortifying your wealth with moat based investing

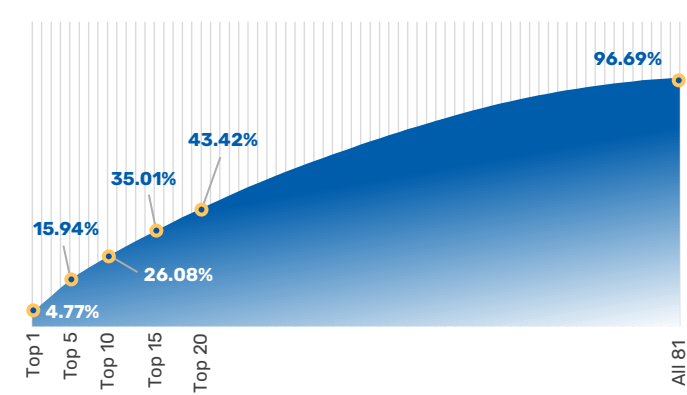
Bajaj Finserv Large and Mid Cap Fund

An open ended equity scheme investing in both large cap and mid cap stocks

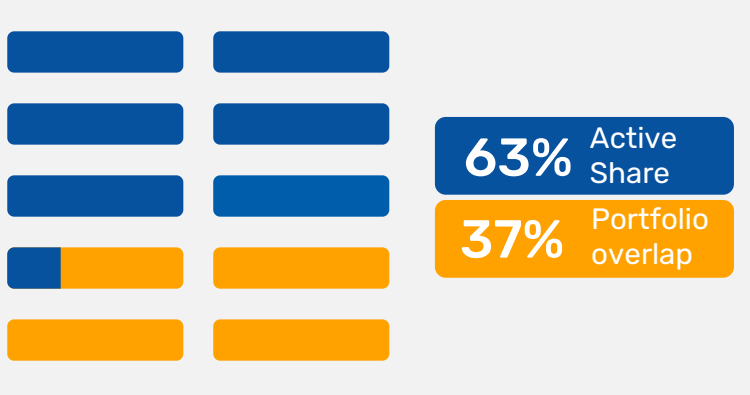
Market Cap Breakup



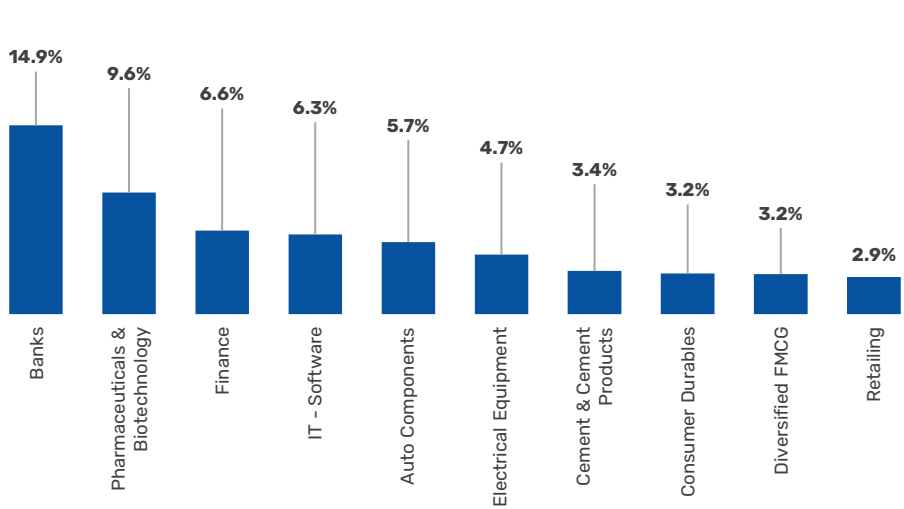
Portfolio Concentration



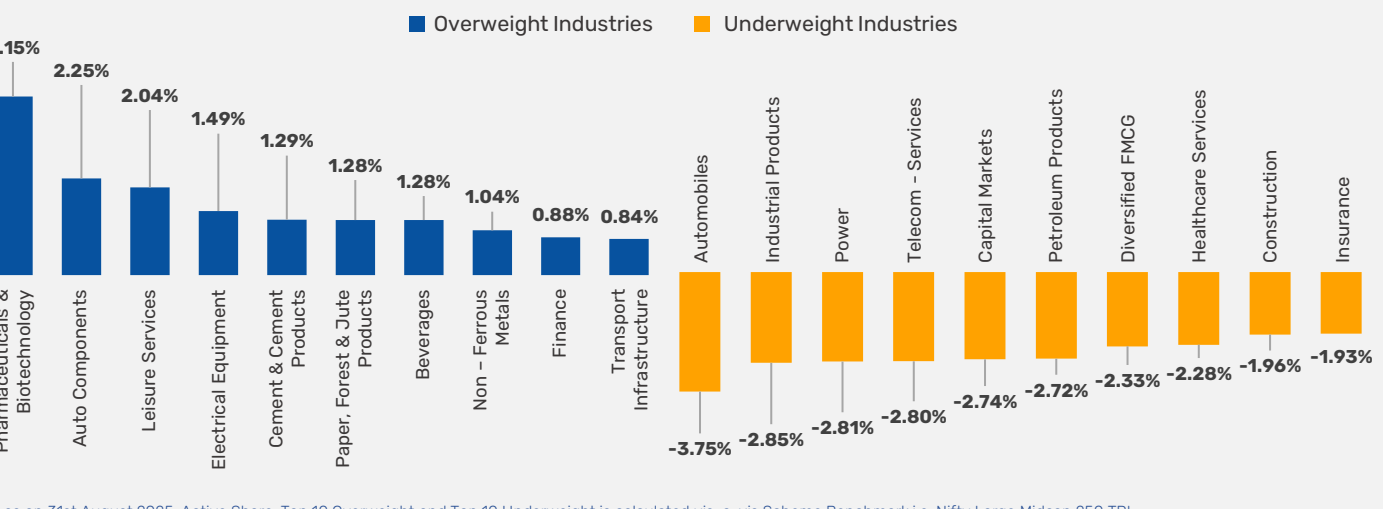
Portfolio Active Share



Top 10 Industries



Top 10 Underweight & Overweight Industries



All data as on 31st August 2025. Active Share, Top 10 Overweight and Top 10 Underweight is calculated vis-a-vis Scheme Benchmark i.e. Nifty Large Midcap 250 TRI

Scheme Features

Type of Scheme	An open ended equity scheme investing in both large cap and mid cap stocks
Plans	Bajaj Finserv Large and Mid Cap Fund – Direct Plan
	Bajaj Finserv Large and Mid Cap Fund – Regular Plan
Option	Growth & IDCW
Minimum Application Amount	Rs. 500 (Plus multiples of Re.1)
Minimum Additional Application	Rs. 100 (Plus multiples of Re.1)
Entry Load	Not Applicable
Exit Load	if units are redeemed / switched out within 6 months from the date of allotment: <ul style="list-style-type: none"> - if upto 10% of units allotted are redeemed/switched out – Nil - any redemption / switch-out of units in excess of 10% of units allotted - 1% of applicable NAV.
	if units are redeemed/switched out after 6 months from the date of allotment, no exit load is payable.
Fund Manager	Mr. Nimesh Chandan and Mr. Sorbh Gupta (Equity Portion)
	Mr. Siddharth Chaudhary (Debt Portion)
Benchmark Index	Nifty Large Midcap 250 TRI
SIP / SWP / STP	Available

Product Label

Bajaj Finserv Large and Mid Cap Fund

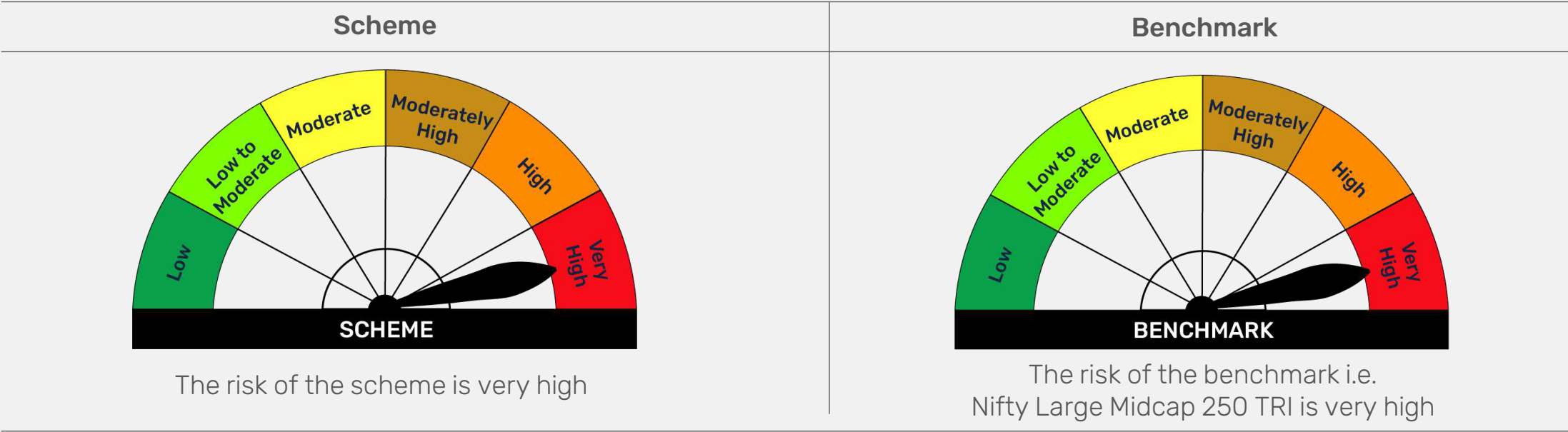
(An open ended equity scheme investing in both large cap and mid cap stocks)

This product is suitable for investors who are seeking*:

- Wealth creation over long term
- Open ended equity scheme investing in both large cap and mid cap stocks

*Investors should consult their financial advisers if in doubt about whether the product is suitable for them

Riskometer



Disclaimer

This document should not be treated as endorsement of the views/opinions or as an investment advice. This document should not be construed as a research report or a recommendation to buy or sell any security. This document alone is not sufficient and should not be used for the development or implementation of an investment strategy. The recipient should note and understand that the information provided above may not contain all the material aspects relevant for making an investment decision. The decision of the Investment Manager may not always be profitable; as such decisions are based on the prevailing market conditions and the understanding of the Investment Manager. Actual market movements may vary from the anticipated trends. Neither Bajaj Finserv Mutual Fund / Bajaj Finserv Mutual Fund Trustee Limited / Bajaj Finserv Asset Management Limited nor its Directors or employees shall be liable for any damages whether direct or indirect, incidental, punitive special or consequential including lost revenue or lost profits that may arise from or in connection with the use of the information. Investors are advised to consult their own investment advisor before making any investment decision in light of their risk appetite, investment goals and horizon. This information is subject to change without any prior notice.

Mutual Fund investments are subject to market risks, read all scheme related documents carefully.

THANK YOU