

# BAJAJ FINSERV LIQUID FUND

An open ended Liquid scheme with Relatively Low Interest Rate Risk and Moderate Credit Risk.

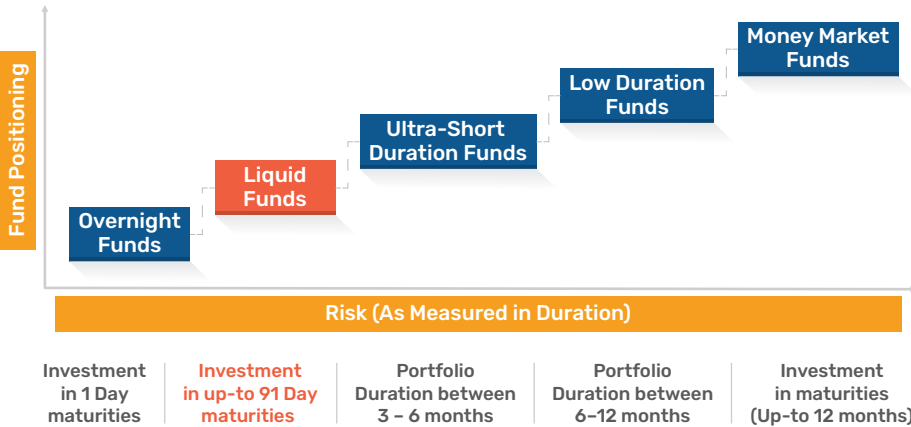
Data as on 31<sup>st</sup> October 2025

## Portfolio Strategy

The fund endeavours to invest in high-rated securities for investment. Within this context, its strategic inclination lies to generate returns by tactically adjusting fund maturities within the range of 1 day to 91 days by acting on the interest rate and liquidity outlook. The fund's credit allocation approach emphasizes a strong preference for AAA-rated long-term equivalents. There may be limited allocation in AA equivalents. In such allocation, it would be restricted to high-quality issuers where there long-term rating is backed by holistic view of their cash flows, promoter quality, business with fund raising capabilities among others factors

Our prevailing market perspective is that RBI will maintain interest rates at a standstill, choosing to observe the Fed's monetary policy cycle and the potential impact of the monsoon season before undertaking any further adjustments. As a result, short-term interest rates are expected to remain within a confined range. Investors with a 1-3 month investment horizon seeking a high-quality issuer portfolio can consider this fund.

## Fund Positioning



### Fund Features

- Category:** Liquid Fund
- Inception Date:** 5<sup>th</sup> July 2023
- Fund Manager:** Siddharth Chaudhary (Head – Fixed Income) (w.e.f 1st May 2025) & Nimesh Chandan (Chief Investment Officer)
- Benchmark:** NIFTY Liquid Index A-I
- Minimum Investment Amount:** Rs. 100/- and in multiples of Re. 1/- thereafter
- SIP Frequency:** Daily, Weekly, Fortnightly, Monthly, Quarterly
- Total Expense Ratio:** Regular- 0.28%  
Direct- 0.11%
- \*AUM (IN CR):** Month end AUM - INR 5,996.06  
\*The closing AUM as reported to SEBI & AMFI in the Monthly Cumulative Report (MCR)
- Entry load:** Nil
- Exit load:** Refer page 2

## Risk Management Framework (RMF) Of Bajaj Finserv Mutual Fund



## Exit Load

Units redeemed/switched-out within "X" days from the date of allotment	Exit load as a % of redemption proceeds
Day 1 (refer note 1 below)	0.0070%
Day 2	0.0065%
Day 3	0.0060%
Day 4	0.0055%
Day 5	0.0050%
Day 6	0.0045%
Day 7 onwards	Nil

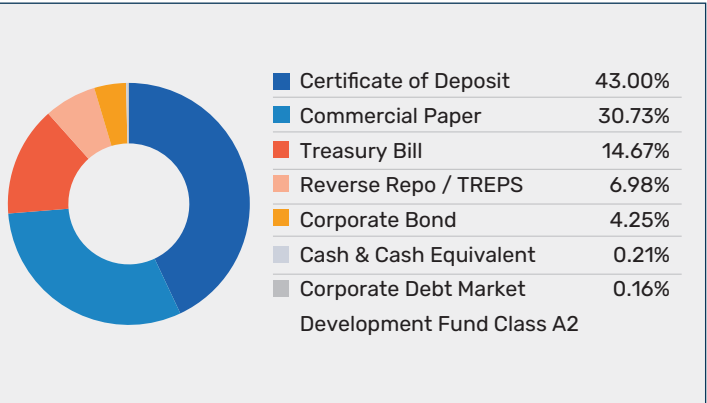
Note 1: For the purpose of levying exit load, if subscription (application & funds) is received within cut-off time on a day, Day 1 shall be considered to be the same day, else the day after the date of allotment of units shall be considered as Day 1.

## Potential Risk Class (PRC)

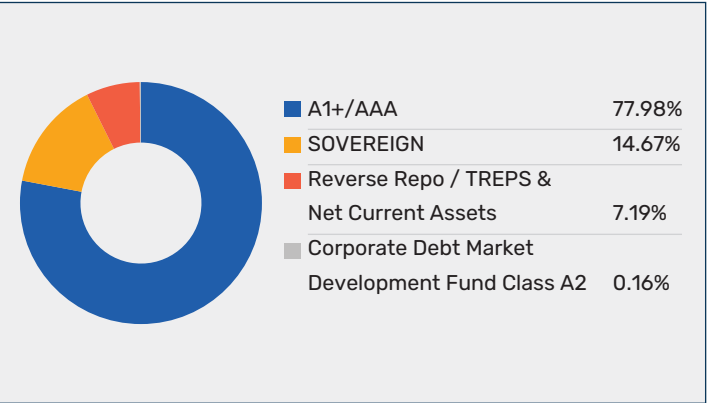
(Maximum risk the scheme can take)

Credit Risk →	Relatively Low (Class A)	Moderate (Class B)	Relatively High (Class C)
Interest Rate Risk ↓			
Relatively Low (Class I)		<b>B-I</b>	
Moderate (Class II)			
Relatively High (Class III)			
B-I – A Scheme with Relatively Low Interest Rate Risk and Moderate Credit Risk			

## Asset Allocation



## Asset Quality



## Quantitative Indicators

Modified Duration<sup>1</sup>  
38 Days

Average Maturity<sup>2</sup>  
41 Days

Macaulay duration<sup>3</sup>  
41 Days

Yield to maturity<sup>4</sup>  
5.97%

- 1 Modified duration is a formula that expresses the measurable change in the value of a security in response to a change in interest rates. Modified duration follows the concept that interest rates and bond prices move in opposite directions.
- 2 Average Maturity is the weighted average of all the residual maturities of the debt securities held in the fund. Average maturity helps to determine the average time to maturity of all the debt securities held in a portfolio and is calculated in days, months or years.
- 3 The Macaulay duration is the weighted average term to maturity of the cash flows from bonds. In other words, it is the weighted average number of years an investor must maintain a position in the bond until the present value of the bond's cash flows equals the amount paid for the bond.
- 4 Yield to maturity is the total return anticipated on a bond if the bond is held until it matures. Yield to maturity is considered a long-term bond yield but it is expressed as an annual rate

Bajaj Finserv Liquid Fund

Value of Investment of Rs.10,000

Period	Fund Returns (%)	Benchmark Returns (%)	Additional Benchmark Returns (%)	Fund (Rs)	Benchmark (Rs)	Additional Benchmark (Rs)
Bajaj Finserv Liquid Fund - Regular - Growth						
Last 7 days	5.42%	5.41%	1.95%	10,010	10,010	10,004
Last 15 days	5.48%	5.51%	3.34%	10,023	10,023	10,014
Last 30 days	5.52%	5.63%	4.39%	10,047	10,048	10,037
Last 1 Year	6.59%	6.69%	6.65%	10,659	10,669	10,665
Since inception	6.93%	7.06%	6.98%	11,687	11,719	11,700
Bajaj Finserv Liquid Fund - Direct - Growth						
Last 7 days	5.59%	5.41%	1.95%	10,011	10,010	10,004
Last 15 days	5.65%	5.51%	3.34%	10,023	10,023	10,014
Last 30 days	5.69%	5.63%	4.39%	10,048	10,048	10,037
Last 1 Year	6.77%	6.69%	6.65%	10,677	10,669	10,665
Since inception	7.12%	7.06%	6.98%	11,734	11,719	11,700

Returns as on 31st October, 2025

**Past performance may or may not be sustained in future.** Different Plans i.e. Regular Plan and Direct Plan under the scheme have different expense structure. **Benchmark:** NIFTY Liquid Index A-I **Additional Benchmark:** CRISIL 1 Year T-Bill Index. Inception Date: 05th July 2023

Returns less than 1 year period are simple annualized and greater than 1 year are compounded annualized. Period for which scheme's performance has been provided is computed basis last day of the previous month preceding the date of this material. Face Value per unit: Rs. 1000.

The Fund managers of the scheme: Mr. Siddharth Chaudhary & Mr. Nimesh Chandan. For the performance of other schemes managed by Fund Managers which has completed 1 year or more than 1 year since inception, refer to table below.

Mr. Nimesh Chandan also manages equity portion of Bajaj Finserv Healthcare Fund, Bajaj Finserv ELSS Tax Saver Fund, Bajaj Finserv Multi Cap Fund. He also manages Bajaj Finserv Gilt Fund, Bajaj Finserv Small Cap Fund.

Mr. Siddharth Chaudhary manages Bajaj Finserv Gilt Fund. He also manages debt portion of Bajaj Finserv Healthcare Fund, Bajaj Finserv Consumption Fund, Bajaj Finserv ELSS Tax Saver Fund, Bajaj Finserv Multi Cap Fund, Bajaj Finserv Small Cap Fund, Bajaj Finserv Equity Savings Fund.

However, since these funds have not completed 1 year, the performance are not disclosed.

Other Schemes Managed by Fund Manager

Name of Fund Manager: Mr. Nimesh Chandan and Mr. Siddharth Choudhary

Fund Name	1 Year			3 Year			5 Year		
	Regular	Direct	Benchmark	Regular	Direct	Benchmark	Regular	Direct	Benchmark
Bajaj Finserv Banking and PSU Fund <sup>ss</sup>	7.87%	8.46%	7.69%	NA	NA	NA	NA	NA	NA
Bajaj Finserv Flexi Cap Fund <sup>s</sup>	7.14%	8.59%	5.32%	NA	NA	NA	NA	NA	NA
Bajaj Finserv Money Market Fund <sup>a</sup>	7.12%	7.80%	7.17%	NA	NA	NA	NA	NA	NA
Bajaj Finserv Large and Mid Cap Fund <sup>^^</sup>	3.63%	5.12%	6.47%	NA	NA	NA	NA	NA	NA
Bajaj Finserv Overnight Fund <sup>**</sup>	5.99%	6.05%	6.04%	NA	NA	NA	NA	NA	NA
Bajaj Finserv Balanced Advantage Fund <sup>^</sup>	5.25%	6.83%	7.29%	NA	NA	NA	NA	NA	NA
Bajaj Finserv Large Cap Fund <sup>***</sup>	4.92%	6.48%	6.48%	NA	NA	NA	NA	NA	NA
Bajaj Finserv Multi Asset Allocation Fund <sup>***</sup>	10.23%	11.91%	11.84%	NA	NA	NA	NA	NA	NA
Bajaj Finserv Arbitrage Fund <sup>@</sup>	6.02%	6.76%	7.74%	NA	NA	NA	NA	NA	NA
Bajaj Finserv Nifty 1D Rate Liquid ETF - Growth <sup>sss</sup>	5.60%	NA	6.04%	NA	NA	NA	NA	NA	NA

**Inception Dates:** Bajaj Finserv Money Market Fund – 24th Jul 2023, Bajaj Finserv Overnight Fund – 5th Jul 2023, Bajaj Finserv Flexi Cap Fund – 14th Aug 2023, Bajaj Finserv Arbitrage Fund – 15th Sep 2023, Bajaj Finserv Banking and PSU Fund – 13th Nov 2023, Bajaj Finserv Nifty 1D Rate Liquid ETF - Growth – 28th May 2024, Bajaj Finserv Large Cap Fund – 20th August 2024, Bajaj Finserv Balanced Advantage Fund – 15th Dec 2023, Bajaj Finserv Large and Mid Cap Fund – 27th Feb,2024 and Bajaj Finserv Multi Asset Allocation Fund – 3rd June 2024

Returns as on 31st October, 2025

**Disclaimer:** Past performance may or may not be sustained in the future. Different plans have different expense structure. Period for which scheme's performance has been provided is computed basis last day of the previous month preceding the date of this material. Returns are compounded annualized.

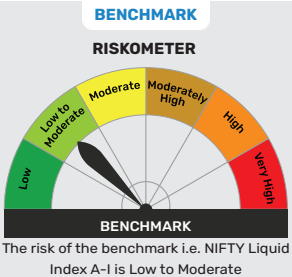
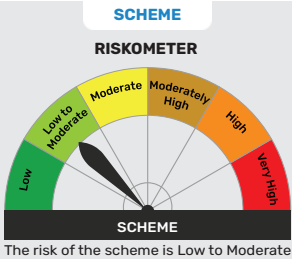
**Benchmark:** <sup>#</sup>Nifty Money Market Index A-I, <sup>\*\*</sup>CRISIL Liquid Overnight Index, <sup>s</sup>BSE 500 TRI, <sup>@</sup>Nifty 50 Arbitrage Index (TRI), <sup>ss</sup>Nifty Banking & PSU Debt Index A-II, <sup>\*\*\*</sup>Nifty 100 Total Return Index (TRI), <sup>sss</sup>Nifty 1D Rate Index, <sup>^</sup>NIFTY 50 Hybrid Composite debt 50:50 Index, <sup>^^</sup>Nifty Large Midcap 250 TRI and <sup>\*\*\*</sup>65% Nifty 50 TRI + 25% Nifty Short Duration Debt Index + 10% Domestic Prices of Gold

PRODUCT LABEL

This product is suitable for investors who are seeking\*:

- Regular income over short term.
- Investment in money market and debt instruments, with maturity up to 91 days

\*Investors should consult their financial advisers if in doubt about whether the product is suitable for them



Disclaimer

This document should not be treated as endorsement of the views/opinions or as an investment advice. This document should not be construed as a research report or a recommendation to buy or sell any security. This document alone is not sufficient and should not be used for the development or implementation of an investment strategy. The recipient should note and understand that the information provided above may not contain all the material aspects relevant for making an investment decision. The decision of the Investment Manager may not always be profitable as such decisions are based on the prevailing market conditions and the understanding of the Investment Manager. Actual market movements may vary from the anticipated trends. Neither Bajaj Finserv Mutual Fund / Bajaj Finserv Mutual Fund Trustee Limited / Bajaj Finserv Asset Management Limited nor its Directors or employees shall be liable for any damages whether direct or indirect, incidental, punitive special or consequential including lost revenue or lost profits that may arise from or in connection with the use of the information. Investors are advised to consult their own investment advisor before making any investment decision in light of their risk appetite, investment goals and horizon. This information is subject to change without any prior notice.