

BAJAJ FINSERV MULTI ASSET ALLOCATION FUND

An open ended scheme investing in equity and equity related instruments, debt & debt derivatives and money market instruments, Gold ETFs, Silver ETFs, exchange traded commodity derivatives and in units of REITs and InvITs

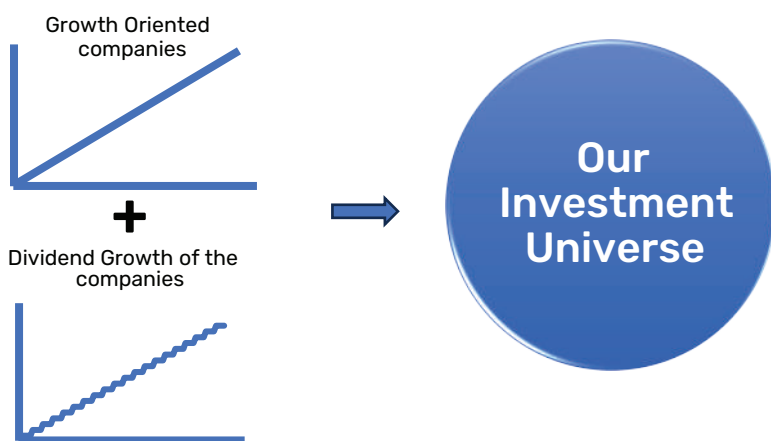
Data as on 30th November 2025

Portfolio Strategy

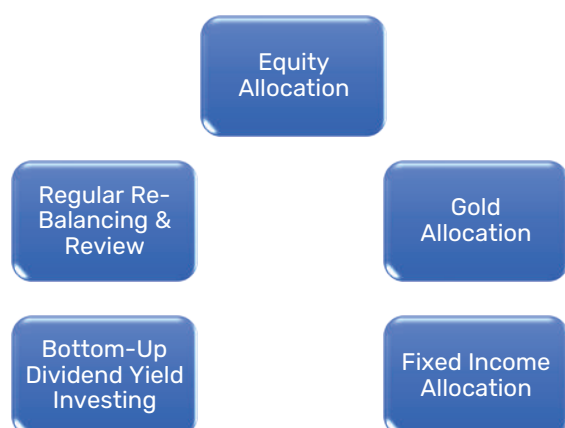
The investment strategy aims to generate income and capital appreciation by investing across equity and equity related instruments including equity derivatives, debt & debt derivatives and money market instruments, Gold ETFs, Silver ETFs, ETCDs and in units of REITs & InvITs. The portfolio will manage the fund within the ambit of its in-house fund philosophy – INQUBE.

The scheme's equity portfolio will seek to invest in dividend-yielding opportunities to provide investors with relatively low-risk, cash-generating prospects for the portfolio and to allow for the growth opportunities in the play out over the period. The security selection will emphasize on criteria such as dividend track record, payout ratios, growth in cash flow generation, and other growth metrics such as ROCE, ROE etc. However, the fund manager retains the discretion to pursue investment opportunities regardless of the style, with the aim of optimizing the risk-reward trade-off for the portfolio from time to time.










Our Equity Strategy: Growth & Dividend Payout



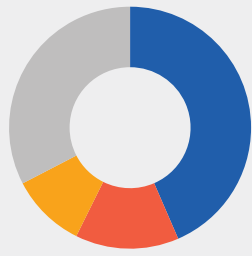
Portfolio Construction-under Normal Scenario



Fund Features

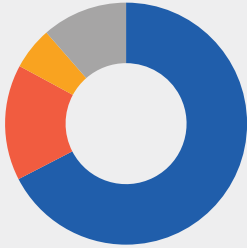
-  **Category:**
Multi Asset Allocation Fund
-  **Inception Date:**
3rd June 2024
-  **Fund Manager:**
Mr. Sorbh Gupta (Equity Portion)
Mr. Anup Kulkarni (Equity Portion)
Mr. Siddharth Chaudhary (Debt Portion)
Mr. Vinay Bafna (Commodity investments portion)
-  **Benchmark:**
65% Nifty 50 TRI + 25% NIFTY Short Duration Debt Index + 10% Domestic Prices of Gold
-  **Minimum Investment Amount:**
Rs. 500/- and in multiples of Re. 1/- thereafter
-  **SIP Frequency:**
Daily, Weekly, Fortnightly, Monthly, Quarterly
-  **Total Expense Ratio:**
Regular- 1.99%
Direct- 0.48%
-  ***AUM (IN CR):**
Month end AUM - INR 1,251.94
*The closing AUM as reported to SEBI & AMFI in the Monthly Cumulative Report (MCR)
-  **Entry load:** NA
-  **Exit load:** Refer page 2

Market Cap Allocation



Large Cap	43.49%
Mid Cap	13.84%
Small Cap	10.06%
Debt, Cash & Others	32.61%

Asset Allocation



Equities	67.42%
Gold and Silver ETFs	15.46%
Corporate Bond	5.68%
other Assets, short term Debt and Net Current Assets	11.44%

Ratios

Beta	0.85
Sharpe*	0.91
Standard Deviation	0.01%
Jensen's Alpha*	8.22%
Information Ratio	0.03

*Risk Free Rate of Return (FBIL Overnight MIBOR) 5.59% as on 30th November 2025.

Stocks

New Entries	Total Exits
Aurobindo Pharma Limited	Britannia Industries Limited
Billionbrains Garage Ventures Ltd	GAIL (India) Limited
Indus Towers Limited	Hindustan Zinc Limited
Whirlpool of India Limited	

Quantitative Indicators*

Modified Duration¹
1.79 Years

Average Maturity²
1.99 Years

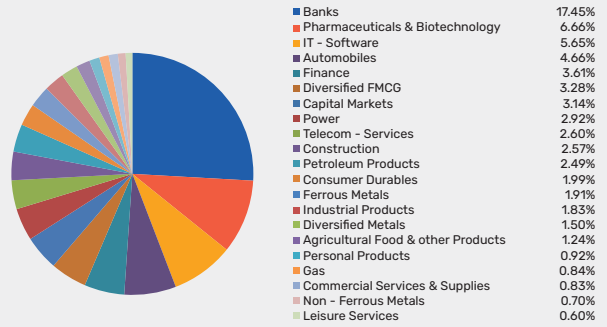
Macaulay duration³
1.78 Years

Yield to maturity⁴
6.52%

- 1 Modified duration is a formula that expresses the measurable change in the value of a security in response to a change in interest rates. Modified duration follows the concept that interest rates and bond prices move in opposite directions.
- 2 Average Maturity is the weighted average of all the residual maturities of the debt securities held in the fund. Average maturity helps to determine the average time to maturity of all the debt securities held in a portfolio and is calculated in days, months or years.
- 3 The Macaulay duration is the weighted average term to maturity of the cash flows from bonds. In other words, it is the weighted average number of years an investor must maintain a position in the bond until the present value of the bond's cash flows equals the amount paid for the bond.
- 4 Yield to maturity is the total return anticipated on a bond if the bond is held until it matures. Yield to maturity is considered a long-term bond yield but it is expressed as an annual rate

*For the debt portion of the portfolio.

Sector Allocation



Equity Holding

Name (Top 10 Holdings)	Equity (% to NAV)	Futures (% to NAV)
HDFC Bank Limited	6.72%	
State Bank of India	4.45%	
Infosys Limited	3.18%	
Larsen & Toubro Limited	2.57%	
Reliance Industries Limited	2.49%	
Indian Bank	2.16%	
Bharti Airtel Limited	1.99%	
Hindustan Unilever Limited	1.93%	
Tata Steel Limited	1.91%	-0.98%
HCL Technologies Limited	1.82%	
Other Equities	38.20%	-1.67%
Total Equities	67.42%	-2.65%

Exit Load

For each purchase of units through Lumpsum / switch-in / Systematic Investment Plan (SIP) and Systematic Transfer Plan (STP), exit load will be as follows:

- if units are redeemed / switched out within 1 year from the date of allotment:
- if up to 30% of units allotted are redeemed/switched out - Nil
- any redemption / switch-out of units in excess of 30% of units allotted - 1% of applicable NAV.
- If units purchased or switched in from another scheme of the Fund are redeemed or switched out after 1 year from the date of allotment, no exit load is payable.

Bajaj Finserv Multi Asset Allocation Fund

Value of Investment of Rs.10,000

Period	Fund Returns (%)	Benchmark Returns (%)	Additional Benchmark Returns (%)	Fund (Rs)	Benchmark (Rs)	Additional Benchmark (Rs)
Bajaj Finserv Multi Asset Allocation Fund - Regular - Growth						
Last 1 Year	14.04%	14.28%	9.94%	11,400	11,424	10,991
Since Inception	12.92%	12.81%	9.70%	11,982	11,963	11,477

Bajaj Finserv Multi Asset Allocation Fund - Direct - Growth						
Last 1 Year	15.78%	14.28%	9.94%	11,573	11,424	10,991
Since Inception	14.67%	12.81%	9.70%	12,259	11,963	11,477

Returns as on 28th November, 2025

Past performance may or may not be sustained in future. Different Plans i.e. Regular Plan and Direct Plan under the scheme have different expense structure. **Benchmark:** 65% Nifty 50 TRI + 25% NIFTY Short Duration Debt Index + 10% Domestic Prices of Gold **Additional Benchmark:** Nifty 50 TRI. Inception Date: 3rd June 2024

Period for which scheme's performance has been provided is computed basis last day of the previous month preceding the date of this material. Returns greater than 1 year are compounded annualized. Face Value per unit: Rs. 10.

The Fund managers of the scheme: Mr. Sorbh Gupta (Equity Portion), Mr. Anup Kulkarni (Equity Portion)(Fund Manager since June 10, 2025), Mr. Siddharth Choudhary (Debt Portion), Mr. Vinay Bafna (Commodity investments portion). For the performance of other schemes managed by Fund Managers which has completed 1 year or more than 1 year since inception, refer to table below.

Mr. Siddharth Chaudhary manages Bajaj Finserv Gilt Fund. He also manages debt portion of Bajaj Finserv Healthcare Fund, Bajaj Finserv ELSS Tax Saver Fund, Bajaj Finserv Multi Cap Fund, Bajaj Finserv Small Cap Fund, Bajaj Finserv Equity Savings Fund, Bajaj Finserv Consumption Fund, Bajaj Finserv Banking and Financial Services Fund.

Mr. Sorbh Gupta manages equity portion of Bajaj Finserv Healthcare Fund, Bajaj Finserv ELSS Tax Saver Fund, Bajaj Finserv Multi Cap Fund, Bajaj Finserv Small Cap Fund, Bajaj Finserv Equity Savings Fund, Bajaj Finserv Consumption Fund, Bajaj Finserv Banking and Financial Services Fund.

However, since these funds have not completed 1 year, the performance are not disclosed.

Other Schemes Managed by Fund Manager

Name of Fund Manager: Mr. Anup Kulkarni, Mr. Sorbh Gupta, Mr. Siddharth Choudhary and Mr. Vinay Bafna

Fund Name	1 Year			3 Year			5 Year		
	Regular	Direct	Benchmark	Regular	Direct	Benchmark	Regular	Direct	Benchmark
Bajaj Finserv Banking and PSU Fund ^{ss}	7.89%	8.48%	7.67%	NA	NA	NA	NA	NA	NA
Bajaj Finserv Flexi Cap Fund ^s	6.91%	8.34%	6.27%	NA	NA	NA	NA	NA	NA
Bajaj Finserv Money Market Fund [*]	7.03%	7.71%	7.08%	NA	NA	NA	NA	NA	NA
Bajaj Finserv Liquid Fund ^{##}	6.49%	6.67%	6.60%	NA	NA	NA	NA	NA	NA
Bajaj Finserv Large and Mid Cap Fund ^{^^}	4.95%	6.45%	8.00%	NA	NA	NA	NA	NA	NA
Bajaj Finserv Overnight Fund ^{**}	5.93%	5.98%	5.94%	NA	NA	NA	NA	NA	NA
Bajaj Finserv Balanced Advantage Fund [^]	7.53%	9.15%	8.37%	NA	NA	NA	NA	NA	NA
Bajaj Finserv Large Cap Fund ^{***}	5.92%	7.50%	7.99%	NA	NA	NA	NA	NA	NA
Bajaj Finserv Arbitrage Fund [@]	6.02%	6.77%	7.56%	NA	NA	NA	NA	NA	NA
Bajaj Finserv Nifty 1D Rate Liquid ETF - Growth ^{sss}	5.57%	NA	5.94%	NA	NA	NA	NA	NA	NA

Inception Dates: Bajaj Finserv Money Market Fund - 24th Jul 2023, Bajaj Finserv Liquid Fund - 5th Jul 2023, Bajaj Finserv Overnight Fund - 5th Jul 2023, Bajaj Finserv Flexi Cap Fund - 14th Aug 2023, Bajaj Finserv Arbitrage Fund - 15th Sep 2023, Bajaj Finserv Nifty 1D Rate Liquid ETF - Growth - 28th May 2024, Bajaj Finserv Balanced Advantage Fund - 15th Dec 2023, Bajaj Finserv Large Cap Fund - 20th August 2024, Bajaj Finserv Banking and PSU Fund - 13th Nov 2023 and Bajaj Finserv Large and Mid Cap Fund - 27th Feb,2024

Returns as on 30th November, 2025 for Bajaj Finserv Liquid Fund, Bajaj Finserv Overnight Fund & Bajaj Finserv Nifty 1D Rate Liquid ETF - Growth | Returns as on 28th November 2025 for all the other funds.

Disclaimer: Past performance may or may not be sustained in the future. Different plans have different expense structure. Period for which scheme's performance has been provided is computed basis last day of the previous month preceding the date of this material. Returns are compounded annualized.

Benchmark: #Nifty Money Market Index A-I, ##Nifty Liquid Index A-I, **CRISIL Liquid Overnight Index, ^sBSE 500 TRI, [@]Nifty 50 Arbitrage Index (TRI), ^{***}Nifty 100 Total Return Index (TRI), ^{sss}Nifty 1D Rate Index, [^]NIFTY 50 Hybrid Composite debt 50:50 Index ^{ss}Nifty Banking & PSU Debt Index A-II and ^{^^} Nifty Large Midcap 250 TRI

Bajaj Finserv Multi Asset Allocation Fund - Regular Plan - Growth					65% Nifty 50 TRI + 25% Nifty Short Duration Debt Index + 10% Domestic Prices of Gold		Nifty 50 TRI	
Period	SIP Start Date	Total Amount Invested(Rs.)	Market Value (Rs.)	Scheme Returns (CAGR %)	Market Value (Rs.)	Returns (CAGR %)	Market Value (Rs.)	Returns (CAGR %)
1-Years SIP	01-Dec-2025	1,20,000	1,34,519	23.52	1,32,240	19.73	1,30,795	17.34
Inception SIP	03-June-2024	1,80,000	2,02,338	15.84	2,01,028	14.92	1,95,828	11.23

Returns as on 28th November, 2025. Past performance may or may not be sustained in future.

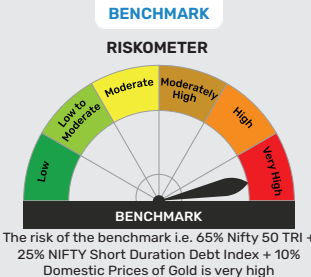
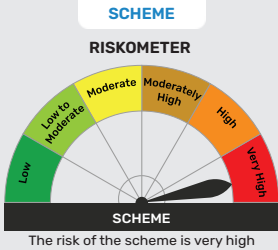
The Fund offers flexible and convenient Systematic Investment Plan (SIP) facility. SIP calculations made on Rs. 10,000. SIP Performances is computed considering SIP Investment on 1st business day of every month. "Since Inception SIP" performance are computed considering 1st instalment on allotment date and thereafter on 1st business day of every subsequent month. The performance of the scheme is benchmarked to the Total Return variant of the Index.

PRODUCT LABEL

This product is suitable for investors who are seeking*:

- Income generation from fixed income instruments
- Wealth creation/capital appreciation over long term from investments in equity and equity related securities, Gold ETFs, Silver ETFs, exchange traded commodity derivatives (ETCD) and in units of REITs & InvITs

*Investors should consult their financial advisers if in doubt about whether the product is suitable for them



Disclaimer
This document should not be treated as endorsement of the views/opinions or as an investment advice. This document should not be construed as a research report or a recommendation to buy or sell any security. This document alone is not sufficient and should not be used for the development or implementation of an investment strategy. The recipient should note and understand that the information provided above may not contain all the material aspects relevant for making an investment decision. The decision of the Investment Manager may not always be profitable as such decisions are based on the prevailing market conditions and the understanding of the Investment Manager. Actual market movements may vary from the anticipated trends. Neither Bajaj Finserv Mutual Fund / Bajaj Finserv Mutual Fund Trustee Limited / Bajaj Finserv Asset Management Limited nor its Directors or employees shall be liable for any damages whether direct or indirect, incidental, punitive special or consequential including lost revenue or lost profits that may arise from or in connection with the use of the information. Investors are advised to consult their own investment advisor before making any investment decision in light of their risk appetite, investment goals and horizon. This information is subject to change without any prior notice.

MUTUAL FUND INVESTMENTS ARE SUBJECT TO MARKET RISKS, READ ALL SCHEME RELATED DOCUMENTS CAREFULLY.