

Bajaj Finserv Multi Cap Fund

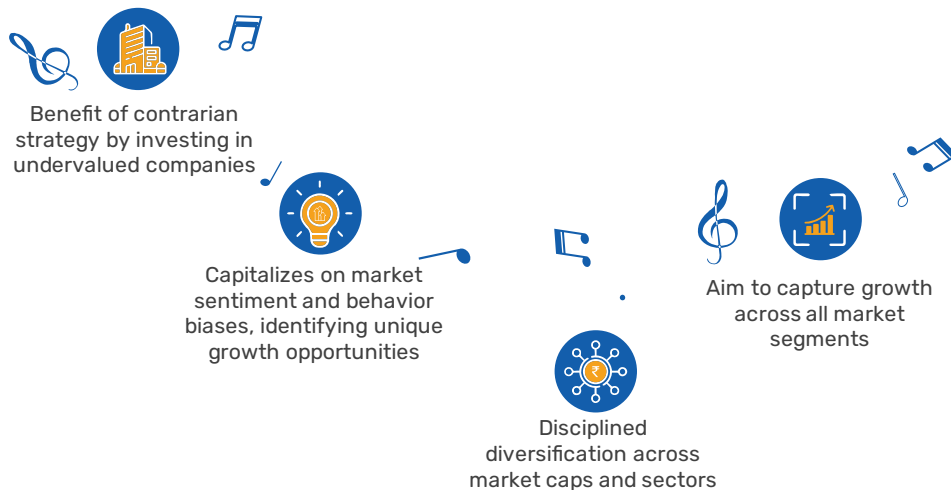
An open ended equity scheme investing across large cap, mid cap, small cap stocks

Data as on 30th November 2025











Portfolio Strategy

The Bajaj Finserv Multi Cap Fund is an open ended actively managed equity scheme aims to provide long term capital appreciation by investing 75-100% of total assets in equity and equity related securities of large cap, mid cap and small cap companies. The Scheme will maintain a minimum exposure of 25% of its total assets in each market cap category viz. large cap, mid cap and small cap. The scheme would invest in stocks across market capitalization and will remain diversified across key sectors and economic variables. The investment strategy for the Fund will focus on a contrarian approach within the equity segment, supported by our INQUBE investment philosophy. The strategy provides a structured framework to identify and invest in fundamentally strong companies that appear attractively valued.

Why invest in Bajaj Finserv Multi Cap Fund?



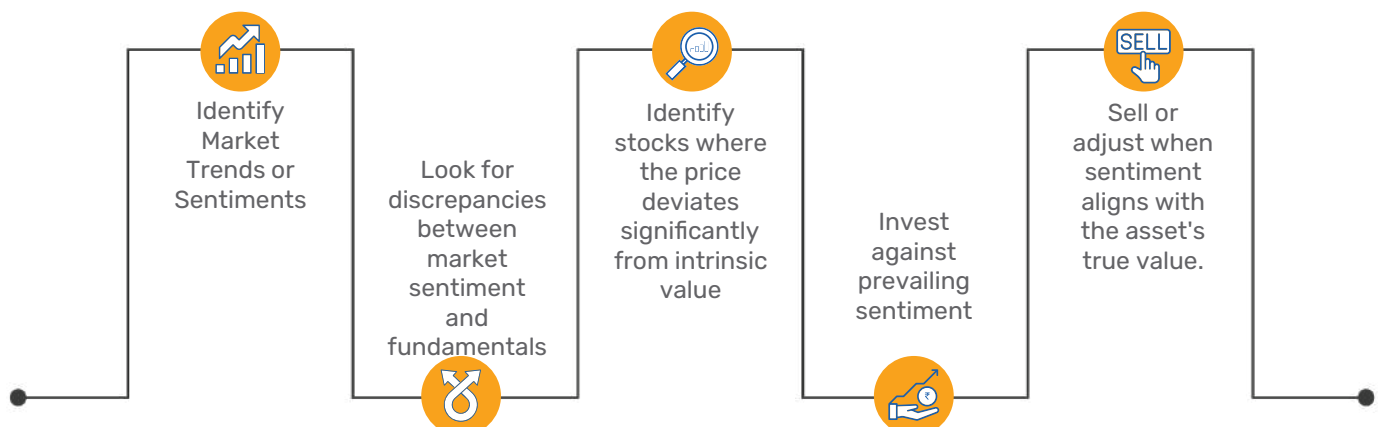
Fund Features

-  **Category:** Multi Cap Fund
-  **Inception Date:** 27th February 2025
-  **Fund Manager:** Mr. Nimesh Chandan and Mr. Sorbh Gupta (Equity portion)
Mr. Siddharth Chaudhary (Debt portion)
-  **Benchmark:** Nifty 500 Multicap 50:25:25 TRI
-  **Minimum Investment Amount:** Rs. 500/- and in multiples of Re. 1/- thereafter
-  **SIP Frequency:** Daily, Weekly, Fortnightly, Monthly, Quarterly
-  **Total Expense Ratio:** Regular- 2.16%
Direct- 0.67%
-  ***AUM (IN CR):** Month end AUM - INR 1,065.15
*The closing AUM as reported to SEBI & AMFI in the Monthly Cumulative Report (MCR)
-  **Entry load:** Nil
-  **Exit load:** Refer page 2

Decoding Contrarian Investing

Contrarian investing goes against market trends to find undervalued opportunities, leveraging inefficiencies for long-term gains.

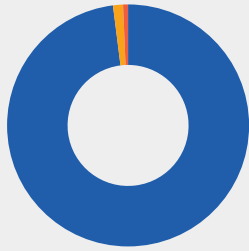
How contra investing works?



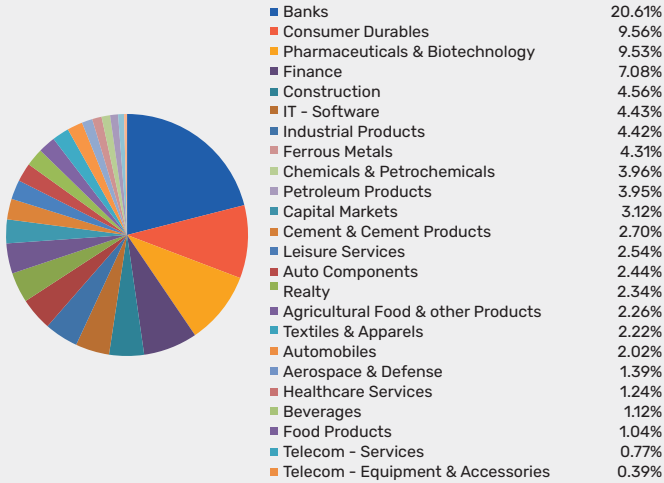
Going against the crowd often leads to untapped market opportunities

Asset Allocation

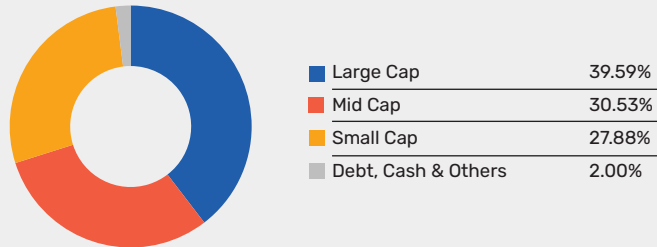
Equities	98.00%
Reverse Repo / TREPS & Net Current Assets	1.34%
Mutual Fund Units	0.66%



Composition By Industry (%)



Market Cap Allocation



Performance

Bajaj Finserv Multi Cap Fund

Value of Investment of Rs.10,000

Period	Fund Returns (%)	Benchmark Returns (%)	Additional Benchmark Returns (%)	Fund (Rs)	Benchmark (Rs)	Additional Benchmark (Rs)
Bajaj Finserv Multi Cap Fund - Regular - Growth						
Last 6 Months	7.51%	9.46%	13.41%	10,374	10,472	10,668
Bajaj Finserv Multi Cap Fund - Direct - Growth						
Last 6 Months	9.12%	9.46%	13.41%	10,455	10,472	10,668

Returns as on 28th November, 2025

Past performance may or may not be sustained in future. Different Plans i.e. Regular Plan and Direct Plan under the scheme have different expense structure. **Benchmark:** Nifty 500 Multicap 50:25:25 TRI
Additional Benchmark: Nifty 50 TRI. Inception Date: 27th February 2025

Period for which scheme's performance has been provided is computed basis last day of the previous month preceding the date of this material. Simple annualized returns have been provided as per the extant guidelines since the scheme has completed 6 months but not 1 year. Face Value per unit: Rs. 10.

The Fund managers of the scheme: Mr. Nimesh Chandan (Equity Portion), Mr. Sorbh Gupta (Equity Portion), Mr. Siddharth Choudhary (Debt Portion). For the performance of other schemes managed by Fund Managers which has completed 1 year or more than 1 year since inception, refer to table below.

Mr. Nimesh Chandan also manages equity portion of Bajaj Finserv Healthcare Fund, Bajaj Finserv ELSS Tax Saver Fund, Bajaj Finserv Small Cap Fund, Bajaj Finserv Banking and Financial Services Fund. He also manages Bajaj Finserv Gilt Fund.

Mr. Siddharth Chaudhary manages Bajaj Finserv Gilt Fund. He manages debt portion of Bajaj Finserv Healthcare Fund, Bajaj Finserv ELSS Tax Saver Fund, Bajaj Finserv Small Cap Fund, Bajaj Finserv Equity Savings Fund, Bajaj Finserv Consumption Fund, Bajaj Finserv Banking and Financial Services Fund.

Mr. Sorbh Gupta manages equity portion of Bajaj Finserv Healthcare Fund, Bajaj Finserv ELSS Tax Saver Fund, Bajaj Finserv Small Cap Fund, Bajaj Finserv Equity Savings Fund, Bajaj Finserv Consumption Fund, Bajaj Finserv Banking and Financial Services Fund.

However, since these funds have not completed 1 year, the performance are not disclosed.

Equity Holding

Name (Top 10 Holdings)	Equity (% to NAV)	Futures (% to NAV)
HDFC Bank Limited	5.03%	
Larsen & Toubro Limited	4.56%	
Canara Bank	3.98%	
Reliance Industries Limited	3.95%	
Asian Paints Limited	3.54%	
Tata Steel Limited	3.02%	
Biocon Limited	3.01%	-0.93%
Aurobindo Pharma Limited	2.95%	
The Federal Bank Limited	2.60%	
Prestige Estates Projects Limited	2.34%	
Other Equities	63.02%	0.00%
Total Equities	98.00%	-0.93%

Exit Load

For each purchase of units through Lumpsum / switch-in / Systematic Investment Plan (SIP) and Systematic Transfer Plan (STP), exit load will be as follows:

if units are redeemed / switched out within 6 months from the date of allotment:

- if upto 10% of units allotted are redeemed/switched out - Nil
- any redemption / switch-out of units in excess of 10% of units allotted - 1% of applicable NAV.

if units are redeemed/switched out after 6 months from the date of allotment, no exit load is payable.

Stocks

New Entries	Total Exits
Angel One Limited	Hero MotoCorp Limited
The Federal Bank Limited	FSN E-Commerce Ventures Limited
	Hindalco Industries Limited

	1 Year			3 Year			5 Year		
Fund Name	Regular	Direct	Benchmark	Regular	Direct	Benchmark	Regular	Direct	Benchmark
Bajaj Finserv Banking and PSU Fund ^{ss}	7.89%	8.48%	7.67%	NA	NA	NA	NA	NA	NA
Bajaj Finserv Flexi Cap Fund ^s	6.91%	8.34%	6.27%	NA	NA	NA	NA	NA	NA
Bajaj Finserv Money Market Fund [*]	7.03%	7.71%	7.08%	NA	NA	NA	NA	NA	NA
Bajaj Finserv Liquid Fund ^{##}	6.49%	6.67%	6.60%	NA	NA	NA	NA	NA	NA
Bajaj Finserv Large and Mid Cap Fund ^{^^}	4.95%	6.45%	8.00%	NA	NA	NA	NA	NA	NA
Bajaj Finserv Overnight Fund ^{**}	5.93%	5.98%	5.94%	NA	NA	NA	NA	NA	NA
Bajaj Finserv Balanced Advantage Fund [^]	7.53%	9.15%	8.37%	NA	NA	NA	NA	NA	NA
Bajaj Finserv Large Cap Fund ^{***}	5.92%	7.50%	7.99%	NA	NA	NA	NA	NA	NA
Bajaj Finserv Multi Asset Allocation Fund ^{^^^}	14.04%	15.78%	14.28%	NA	NA	NA	NA	NA	NA
Bajaj Finserv Arbitrage Fund [@]	6.02%	6.77%	7.56%	NA	NA	NA	NA	NA	NA
Bajaj Finserv Nifty 1D Rate Liquid ETF - Growth ^{sss}	5.57%	NA	5.94%	NA	NA	NA	NA	NA	NA

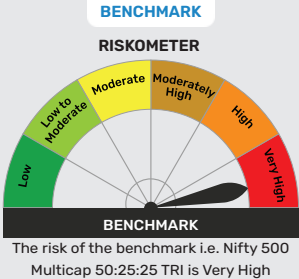
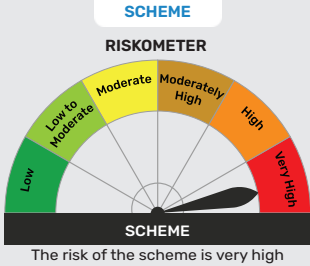
Inception Dates: Bajaj Finserv Money Market Fund – 24th Jul 2023, Bajaj Finserv Liquid Fund – 5th Jul 2023, Bajaj Finserv Overnight Fund – 5th Jul 2023, Bajaj Finserv Flexi Cap Fund – 14th Aug 2023, Bajaj Finserv Arbitrage Fund – 15th Sep 2023, Bajaj Finserv Nifty 1D Rate Liquid ETF – Growth – 28th May 2024, Bajaj Finserv Banking and PSU Fund – 13th Nov 2023, Bajaj Finserv Large Cap Fund – 20th August 2024, Bajaj Finserv Balanced Advantage Fund – 15th Dec 2023, Bajaj Finserv Large and Mid Cap Fund – 27th Feb 2024 and and Bajaj Finserv Multi Asset Allocation Fund – 3rd June 2024
Returns as on 30th November, 2025 for Bajaj Finserv Liquid Fund, Bajaj Finserv Overnight Fund & Bajaj Finserv Nifty 1D Rate Liquid ETF – Growth | Returns as on 28th November 2025 for all the other funds.
Disclaimer: Past performance may or may not be sustained in the future. Different plans have different expense structure. Period for which scheme's performance has been provided is computed basis last day of the previous month preceding the date of this material. Returns are compounded annualized.
Benchmark: #Nifty Money Market Index A-I, ##Nifty Liquid Index A-I, **CRISIL Liquid Overnight Index, ^sBSE 500 TRI, [@]Nifty 50 Arbitrage Index (TRI), ^{ss}Nifty 1D Rate Index, ^{***}Nifty 100 Total Return Index (TRI), ^{ss}Nifty Banking & PSU Debt Index A-II, ^{*}NIFTY 50 Hybrid Composite debt 50:50 Index, ^{^^}Nifty Large Midcap 250 TRI and ^{^^^}65% Nifty 50 TRI + 25% Nifty Short Duration Debt Index + 10% Domestic Prices of Gold

PRODUCT LABEL

This product is suitable for investors who are seeking*:

- wealth creation over long term
- to invest predominantly in equity and equity related instruments of large cap, mid cap, small cap companies.

*Investors should consult their financial advisers if in doubt about whether the product is suitable for them



Disclaimer
This document should not be treated as endorsement of the views/opinions or as an investment advice. This document should not be construed as a research report or a recommendation to buy or sell any security. This document alone is not sufficient and should not be used for the development or implementation of an investment strategy. The recipient should note and understand that the information provided above may not contain all the material aspects relevant for making an investment decision. The decision of the Investment Manager may not always be profitable as such decisions are based on the prevailing market conditions and the understanding of the Investment Manager. Actual market movements may vary from the anticipated trends. Neither Bajaj Finserv Mutual Fund / Bajaj Finserv Mutual Fund Trustee Limited / Bajaj Finserv Asset Management Limited nor its Directors or employees shall be liable for any damages whether direct or indirect, incidental, punitive special or consequential including lost revenue or lost profits that may arise from or in connection with the use of the information. Investors are advised to consult their own investment advisor before making any investment decision in light of their risk appetite, investment goals and horizon. This information is subject to change without any prior notice.