

Bajaj Finserv Small Cap Fund

An open ended equity scheme predominantly investing in small cap stocks

Data as on 30th November 2025











Portfolio Strategy

The Bajaj Finserv Small Cap Fund is an open ended actively managed equity scheme aims to provide long-term capital appreciation by investing 65-100% of total assets in equity and equity related securities of small cap companies and balance in equity and equity related securities of large and mid cap companies and debt and money market instruments.

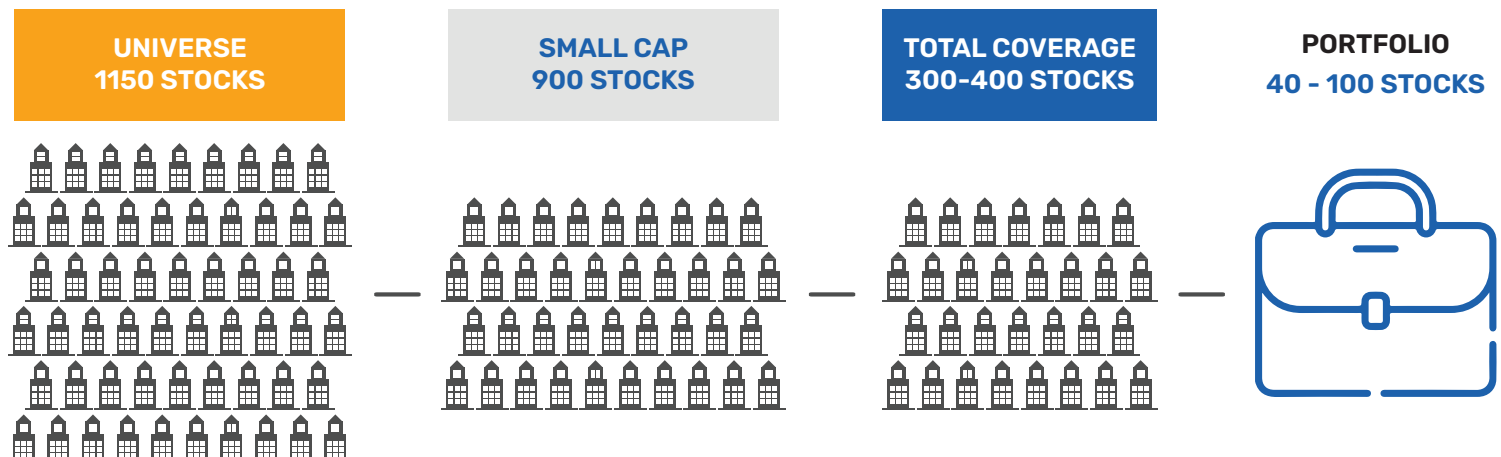
5 PILLARS OF OUR APPROACH

QUALITY	GROWTH	UNDervalUED OPPORTUNITIES	LEADERSHIP	GOVERNANCE
<ul style="list-style-type: none"> Sound fundamentals Consistent earnings Sustainable competitive advantages 	<ul style="list-style-type: none"> Long-term vision Long growth runway Sustainable business models 	<ul style="list-style-type: none"> Stocks trading below their intrinsic values Strong fundamentals but temporary mispricing Turnaround businesses 	<ul style="list-style-type: none"> Emerging category leaders Dominant in niche segments High market share in micro 	<ul style="list-style-type: none"> Transparent practices Aligned promoter interests Run by seasoned managements

Fund Features

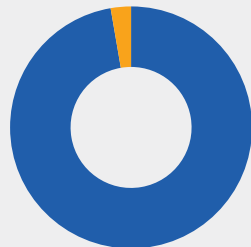
-  **Category:** Small Cap Fund
-  **Inception Date:** 18th July 2025
-  **Fund Manager:** Mr. Nimesh Chandan and Mr. Sorbh Gupta (Equity portion)
Mr. Siddharth Chaudhary (Debt portion)
-  **Benchmark:** BSE 250 SmallCap TRI
-  **Minimum Application Amount:** Rs. 500/- and in multiples of Re. 1/
-  **SIP Frequency:** Daily, Weekly, Fortnightly, Monthly, Quarterly
-  **Total Expense Ratio:**
Regular- 2.03%
Direct- 0.44%
-  ***AUM (IN CR):**
Month end AUM - INR 1,524.84
*The closing AUM as reported to SEBI & AMFI in the Monthly Cumulative Report (MCR)
-  **Entry load:** Nil
-  **Exit load:** Refer page 2

PORTFOLIO CREATION PROCESS

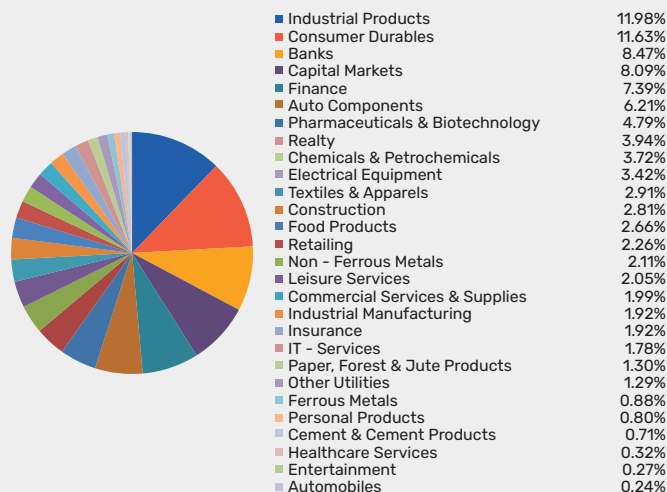


Asset Allocation

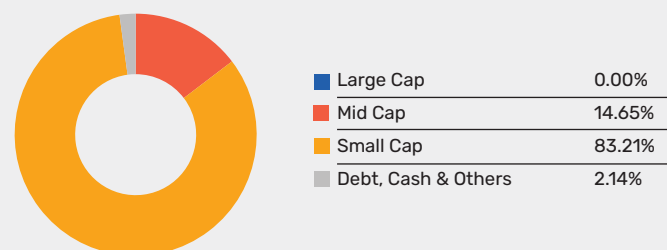
Equities	97.86%
Reverse Repo / TREPS & Net Current Assets	2.14%



Composition By Industry (%)



Market Cap Allocation



Equity Holding

Name (Top 10 Holdings)	(% to NAV)
Schaeffler India Limited	3.49%
Neuland Laboratories Limited	3.20%
Ujjivan Small Finance Bank Limited	2.96%
Navin Fluorine International Limited	2.65%
Timken India Limited	2.50%
Sobha Limited	2.46%
Yes Bank Limited	2.36%
CreditAccess Grameen Limited	2.25%
Kirloskar Oil Engines Limited	2.25%
K.P.R. Mill Limited	2.19%
Other Equities	71.55%
Total Equities	97.86%

Exit Load

- If units redeemed/switched out within 6 months from allotment date
 - ▶ Upto 10% of units held - Nil
 - ▶ Remaining 90% of units held - 1% of applicable NAV
- If units redeemed/switched out after 6 months from allotment date - Nil

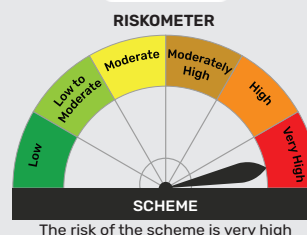
PRODUCT LABEL

This product is suitable for investors who are seeking*:

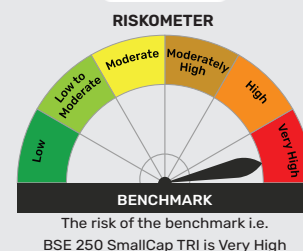
- wealth creation over long term
- to invest predominantly in equity and equity related instruments of small cap companies.

*Investors should consult their financial advisers if in doubt about whether the product is suitable for them

SCHEME



BENCHMARK



Disclaimer

This document should not be treated as endorsement of the views/opinions or as an investment advice. This document should not be construed as a research report or a recommendation to buy or sell any security. This document alone is not sufficient and should not be used for the development or implementation of an investment strategy. The recipient should note and understand that the information provided above may not contain all the material aspects relevant for making an investment decision. The decision of the Investment Manager may not always be profitable as such decisions are based on the prevailing market conditions and the understanding of the Investment Manager. Actual market movements may vary from the anticipated trends. Neither Bajaj Finserv Mutual Fund / Bajaj Finserv Mutual Fund Trustee Limited / Bajaj Finserv Asset Management Limited nor its Directors or employees shall be liable for any damages whether direct or indirect, incidental, punitive special or consequential including lost revenue or lost profits that may arise from or in connection with the use of the information. Investors are advised to consult their own investment advisor before making any investment decision in light of their risk appetite, investment goals and horizon. This information is subject to change without any prior notice.

MUTUAL FUND INVESTMENTS ARE SUBJECT TO MARKET RISKS, READ ALL SCHEME RELATED DOCUMENTS CAREFULLY.